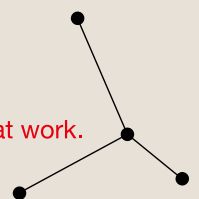


Living Environment Systems



Air conditioning and ventilation range





The expertise of a global brand

Solutions and advisory services

Mitsubishi Electric has been synonymous with experience and innovation in equal measure for 100 years. Our company consistently sets new standards in air conditioning technology and, with its extensive range of products, has established itself as one of the foremost global manufacturers. Our VRF R2 and Zubadan technologies have both become brands that are now bywords in the industry for highly efficient technology. We provide our customers with first-class, reliable services as well as specific solutions and sophisticated technologies.

First-class services

For instance, we support customers at the design stage with well laid-out design and service manuals, as well as tender documents in a range of file formats. Naturally, everything is available online. Apart from comprehensive planning support, including helpful design software, we also organise a wide range of practical training courses that deliver sound basic knowledge or enlarge upon existing expertise.

Forward-looking air conditioning technology

Mitsubishi Electric air conditioning systems cool, heat and filter the air in a large number of buildings, whether in residential or commercial premises. State-of-the-art inverter technologies and the use of ozone-neutral refrigerants ensure maximum energy efficiency and optimal climate comfort. Made-to-measure solutions can be implemented with ease thanks to the exceptional versatility of our systems, including aspects such as long pipe runs, easy-to-install indoor units and smart controls.

Active environmental protection

Climate protection is an important global issue which will play a crucial role in shaping our future. Mitsubishi Electric has a long history of reducing CO₂ emissions using advanced technology and highly energy-efficient products. This tradition is set to continue into the future as a result of the environmental initiative for 2050. We have committed ourselves to long-term climate protection as part of this initiative, targeting a 80% reduction in global CO₂ emissions by 2050 through the conservation of natural resources in production processes, product usage and recycling. Naturally, though, we wish to go further and will continue to target our efforts in future towards the development of additional innovative products that help preserve the environment.

Overview: explanation of symbols

This section explains the symbols that are used to denote the relevant unit functions on the various product pages.

Functions: comfort



MELCloud

The unit can be equipped with a Wi-Fi adapter and controlled remotely via smartphone, tablet or PC using the control software MELCloud. Further information on mobile control is available on **page 242**.



Econo Cool

Saves additional energy via an automatic 2 °C increase in the set temperature in cooling mode. Cooling capacity is reduced to a minimum, but a special fan programme ensures that this is not noticeable.

	Without Econo Cool	With Econo Cool
Outside temperature	35 °C	35 °C
Configured setpoint	25 °C	27 °C
Apparent temperature	30 °C	29.3 °C



On/off timer

The on/off timer can be used to configure fixed switch-on and switch-off times.



Weekly timer

The weekly timer can configure up to four individual switching points for each day, enabling flexible switch-on and switch-off of the unit. A temperature specification can also be provided for each switching point to ensure demand-oriented and energy-saving control.



Night mode

The new night mode comfort function automatically reduces the noise level of the outdoor unit by 3 dB(A). In addition, the LED on the indoor unit is dimmed and the remote controller mutes the beep tone during operation.



3D i-see sensor

The 3D i-see sensor detects the position of the persons in the room, using the acquired data to direct the air flow such that this does not affect the persons present.



i-save

The i-save function can be used to save the preferred operating mode. This operating mode can then be accessed by pressing the i-save key.



Silent

Whisper mode for particularly low levels of operating noise, e.g. during the night.



Cool-down protection

The minimum temperature that can be configured in heating mode is 10 °C. This ensures economical operation in unused rooms and prevents excess cool-down.



Can be connected to cable remote controller

The unit can be equipped with a cable remote controller.

Functions: air quality



Horizontal swing

The air outlet flap swings back and forth, thereby ensuring a supply of conditioned air even in larger rooms.



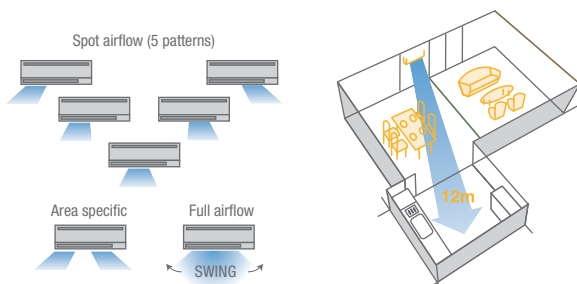
Vertical swing

The air outlet flap moves up and down, thereby ensuring pleasant distribution of the conditioned air throughout all areas of the room.



Wide & long

The unit boasts particularly long throw distances of up to 12 m, thereby ensuring air conditioning even in larger rooms. The vertical air outlet angle can be set to one of seven different directions.



Automatic fan control

Ensures the optimum air volume depending on the output requirements. If a high output is required shortly after switch-on, the unit automatically switches to a high stage. The air volume is automatically reduced once the desired temperature is reached.



Plasma Quad Connect filter



Plasma Quad Plus filter

Plasma Quad Plus filter technology ensures highly effective air purification.

Plasma ionisation and the electrostatically charged filter ensure that even the smallest particles (PM2.5; <math><2.5 \mu\text{m}</math>) such as pollen, viruses, mould, bacteria and allergens are separated and rendered harmless.



Plasma odour filter

Featuring a surface area of approx. 300 m², the filter is particularly effective at neutralising and eliminating odours from the room air.



Silver ion air purification filter

Silver ion technology achieves extremely high air purification, which effectively removes bacteria, pollen and allergens from the room air. The extremely high filter efficiency ensures the capture of particles measuring 1~10 μm and above.



Silver ion air purification filter



Air purification filter

Filters coarse dust (>800 μm) from room air and prevents contamination of the heat exchanger.



Air purification filter



Air purification filter with silver ion coating

Filters coarse dust (>800 μm) from room air and prevents contamination of the heat exchanger. The silver ion coating enables the filter to reliably eliminate odours while separating bacteria and mould from the room air.



Air purification filter with silver ion coating



High-performance oil mist filter

The oil mist filter effectively separates oils and fats from the ambient air while protecting the air conditioning unit against heavy contamination. This disposable filter must be replaced every 2 months.

Functions: technology



Inverter

The outdoor unit is equipped with energy-saving inverter technology.



Standard Inverter

The outdoor unit is equipped with Standard Inverter technology.



Power Inverter

The outdoor unit is equipped with Power Inverter technology.



Zubadan Inverter

The outdoor unit is equipped with patented Zubadan Inverter technology.

For detailed information on inverter technology, please see **pages 276 and 277**.



Replace technology

The inverter outdoor unit is equipped as standard with Replace technology, which enables easy reuse of existing R22 and R407C pipes.¹

¹ See our M-series design documents for information on the compatibility of existing pipe cross-sections with the new units.



Quality seal for split units

The German Building Air Conditioning Association (FGK) has bestowed its quality seal for room air conditioning units on the split air conditioning unit.

Further information is available on **page 15**.

Functions: installation/maintenance



Fresh-air connection

Fresh outside air can be supplied to the room via the standard connection, with the air volume equating to as much as 10% of the rated air volume of the respective unit. A booster fan is required in order to supply outside air.



Heat pump operation

The heat pump function enables energy-saving heating of the rooms. High efficiency even at low temperatures leads to low energy consumption, and conventional heating systems can be replaced with heat pumps in many cases.



Can be connected to VRF via LEV kit

Makes it possible to connect M-series indoor units to City Multi VRF systems. The LEV kit provides the external electronic expansion valve that indoor units need for operation with City Multi VRF systems.

For more information on connection options, see **page 164**.



Winter regulation

The integrated winter regulation enables cooling mode even at low outside temperatures. The outdoor unit fan speed is automatically reduced in order to maintain stable condensation pressure. If the outdoor unit is exposed to strong winds, then a wind protection panel is required (available as an accessory).



Multi-split

Size permitting, up to four indoor units can be connected to one outdoor unit but the supply can only be provided to one climate zone. Please note the approved combinations.



Switching back on after voltage failure

When the voltage is restored, the units automatically start up with the previously selected settings. This ensures a high level of operational reliability.

R 410A

Precharged with R410A

To ensure easy installation, the outdoor units are precharged with sufficient refrigerant for a pipe length of up to 30 m¹.

¹ Depending on unit type.

R 32

Precharged with R32

R32 (difluoromethane [CH₂F₂]) belongs to the group of HFC refrigerants and has been used as a component of R410A refrigerant for many years. Given its GWP of 675, it already meets the requirements of the F-gas Regulation for the year 2025.



Condensate pump

The units feature an integrated condensate pump as standard for easy condensate removal. The delivery head is determined by the indoor unit type.



Refrigerant charge level check

Checks the system for leaks and can be activated via the cable remote controller PAR-40MAA.



Redundancy function

Implements an operating hours offset and fault switchover. Except for remote controller PAR-40MAA, no accessory parts are required for this function.

Scope of functions²

Rotation: automatic operation switchover between the two systems at fixed intervals of 1 to 28 days to offset operating hours.

Back-up: if one system has a fault, the second system starts automatically.

Join-in: if the configured target temperature is exceeded, the second system starts automatically. The second system stops once the target temperature is reached again. This function is only available in cooling mode.

² These functions are only available for P-series outdoor units up to size 140 and cannot be used in multi-split applications.

Contents

General product information

Benefits and properties	12
Series innovations	18
Overview of functions	20
Overview of indoor units	22
Overview of outdoor units	23

Wall-mounted units

Diamond wall-mounted unit (MSZ-LN)	24
Premium design wall-mounted unit (MSZ-EF)	28
Compact wall-mounted unit (MSZ-AP)	30
Standard wall-mounted unit (MSZ-AP)	32

Floor-standing unit

Floor-standing unit (MFZ-KT)	34
------------------------------	----

Ceiling cassettes

1-way ceiling cassette (MLZ-KP)	36
4-way ceiling cassette (SLZ-M)	38

Ceiling concealed unit


Ceiling concealed unit (SEZ-M)	40
--------------------------------	----

Multi-split inverter outdoor units

Combination overview	44
Outdoor units	46

Additional information

Refrigerant top-up charge quantities	51
Optional interfaces	52
Overview of control systems	53
Overview of accessories	54
Framework conditions, type keys	55



Benefits and properties


Modern filter technology for tackling air pollutants

To reduce pollutants in the room air, you should ensure thorough ventilation and use effective filters: the latter are largely integrated as standard in our wall-mounted units MSZ-LN, MSZ-EF and MSZ-AP and in our floor-standing unit MFZ-KT. Such filters are also suitable for easy retrofitting. Read on to discover which filters are fitted in the various units and which filters are available for optional retrofitting.

Air purification filters¹

With its silver-ion coating, the filter not only repels dirt but is also effective at tackling bacteria, mould and odours. The three-dimensional surface expands the draw-in area of the filter and enables optimised dust elimination performance compared with conventional filters.

¹ Not compatible with MSZ-LN




Odour filter

The catalytic converter in the odour filter denatures odour components and eliminates them at the source of the odour. This ensures speedy removal of unpleasant odours from the room air.



Plasma Quad Plus/Plasma Quad Connect

Plasma Quad Plus is a plasma-based filter system for effective removal of six pollutant types. A high-voltage electrode releases plasma through discharge in order to neutralise viruses, bacteria, allergens and mould. The remaining charged PM2.5 (fine dust with an aerodynamic diameter of less than 2.5 micrometres) and dust are absorbed by the filter.



Silver-ion filter

The silver-ion filter is made from non-woven material and can capture smaller particles such as bacteria, mould and allergens. The silver ions and enzymes contained in the filter effectively tackle and neutralise bacteria and allergens.





From dust-free to antibacterial

This table provides a complete overview of the Mitsubishi Electric filter models, their functions and the units in which they are used.

Filter functions and effectiveness	Bacteria	Viruses	Mould	Allergens ²	Fine dust 2.5 µm	Odours	Coarse dust > 800 µm	Finer dust 1-10 µm
Series								
MSZ-LN	●	●	●	●	●	●	●	●
MSZ-EF	●	○	●	●	○	●	●	●
MSZ-AP ¹	●	○	●	○	○	●	●	○
MFZ-KT (floor-standing)	●		●	●		●	●	●
MLZ-KP (1-way)	●		●	○		●	●	○
SLZ-M (Euro grid)							●	
SEZ-M (ceiling)	○	○	○	○	○		●	○

1 AP15/20 cannot use any filter due to small chassis

2 Allergens are only rendered harmless with MSZ-LN (Plasma Quad). The silver-ion filter is merely able to capture allergens

● Standard
○ Optional

Certified quality

All our filter elements undergo detailed checks to assess their functionality and filter capacity. This includes a variety of tests performed by the suppliers of the filter components, by our in-house company test laboratories and of course by independent institutes.

Indoor unit name	Pollutants	Test method	Test organisation	Report number	Result
Plasma Quad Plus	Viruses	JEM1467: 2015	vrc.center, SMC	28-002	Neutralises 99% of influenza A virus particles in 72 minutes within a 25 m ³ test area
	Bacteria	JEM1467: 2015	KRCES-Bio.	2016-0118	Neutralises 99% of Staphylococcus aureus bacterium in 162 minutes within a 25 m ³ test area
	PM2.5	JEM1467: 2015	Mitsubishi Electric Corporation ¹	–	Neutralises 90% of PM2.5 particles in 83 minutes and 99% of PM2.5 particles in 166 minutes within a 28 m ³ test area
	Allergens	–	ITEA Inc.	T1606028	Neutralises 98% of cat hair and pollen
	Mould	JEM1467: 2015	Japan Food Research Laboratories	16069353001-0201	Neutralises 99% of Penicillium citrinum fungus in 135 minutes within a 25 m ³ test area
Silver-ion filter	Dust	–	ITEA Inc.	T1606028	Neutralises 99.7% of dust and mites
	Bacteria	JIS L1902 : 2008	Boken Quality Evaluation Institute	40115004166	Neutralises 99.9% of Staphylococcus aureus and E. coli bacteria in 18 hours
Odour filter	Allergens	–	Shinshu University	–	Confirmed adsorption and decomposition of a manifestation of ticks
	Odour	–	In-house inspection performed by supplier	–	Deodorises 80% of tobacco, 80% of methanliol, 85% of formaldehyde and 90% of acetaldehyde in 30 minutes
Air purification filter	Bacteria	JIS L1902: 1998	In-house inspection performed by supplier	0406N4-1	Neutralises 99.9% of Staphylococcus aureus, Klebsiella pneumoniae and E. coli bacteria in 18 hours
	Mould	JIS Z2911: 2000	In-house inspection performed by supplier	0406N4-3	Confirmed: no mould growth
	Odour	JEM1467: 1995	In-house inspection performed by supplier	–	Confirmed deodorising effect of ammonia: 50% or more

1 In-house company inspection

JEM: standards of the Japan Electrical Manufacturers' Association

JIS: Japan Industrial Standards



Benefits and properties

Comfort

Room air conditioning units for optimum 'feel good' climate

The M-series air conditioning units from Mitsubishi Electric are the ideal choice for greater living comfort in small to medium-sized spaces – in homes, doctors' practices, offices and shops alike.

Performance range from 1.5 kW to 18.0 kW for cooling and heating

Hygienic pure air

Depending on the unit type, the filter elements from Mitsubishi Electric not only eliminate dust, odours and pollen but also viruses and bacteria.

Silver ion filters are available as standard or as option for many units.

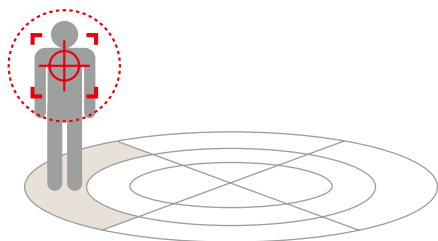
Whisper-quiet operation

The quietest room air conditioning units from Mitsubishi Electric emit only 19 dB(A) during operation. They are almost silent and thus ideally suited to cooling bedrooms.

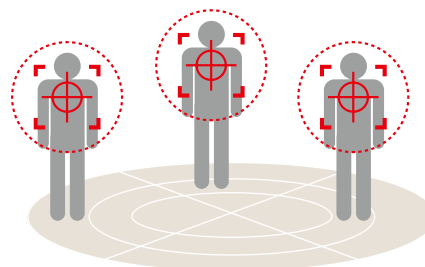
Anti-draught functions

Thanks to technical innovations such as the 3D i-see sensor, the air conditioning units are able to direct the air flow so as to eliminate draughts. The 3D i-see sensor detects the number and position of persons in the room, adapting the heating and cooling output accordingly to ensure that the desired temperature is achieved in the right location.


Detects the position of persons



Detects the number of persons



The Euro grid cassette SLZ-M is optionally equipped with the 3D i-see sensor and features horizontal air flow.



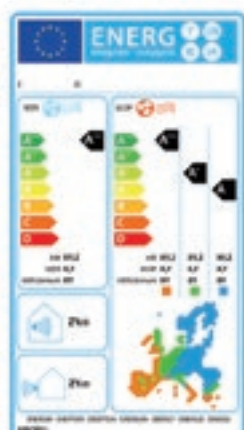
Energy-efficient

Maximum energy efficiency

Mitsubishi Electric air conditioning systems are designed for energy-saving operation. Thanks to the use of inverter technology, the compressor output always adapts to suit the actual cooling and heating demand of the system and thus ensures extremely efficient operation.

ErP Directive and energy efficiency classes

The ErP Directive governs the labelling of products that consume energy (known as 'Energy-related Products'). At a glance, consumers must be able to see just how energy efficient and loud the units featuring the energy efficiency label are. M-series air conditioning units are expert at conserving energy which makes them belong to the highest energy efficiency classes. belong to the highest energy efficiency classes. For further information on related aspects such as the Ecodesign Directive and other important regulations, visit www.my-ecodesign.com.



The energy efficiency label helps you choose an air conditioning unit by providing transparent energy efficiency information. The data featured on the label is stipulated by the Energy Labelling Directive, offering an at-a-glance overview of the energy efficiency class of the unit in cooling and heating mode as well as its sound pressure level.

Quality

Quality seal for room air conditioning units

The German Building Air Conditioning Association (FGK) has bestowed its quality seal for room air conditioning units on all split units with heat pump function. The key criteria for receipt of this award include:

- Maximum energy efficiency – only inverter units can carry the quality label.
- Guaranteed availability of spare parts within two working days, with availability for a minimum of ten years.
- Comprehensive training programmes, design support and full documentation.
- Guaranteed compliance of the technical data in catalogues with the performance data required by EN 14511 or EN 14825.

Installation and retrofitting made easy

- The development of our products is inspired not only by demanding requirements in terms of efficiency and convenience, but also by aspects such as easy installation and maintenance of the air conditioning systems.
- The compact dimensions of the indoor and outdoor units ensure flexible installation,
- The multisplit inverter systems can be retrofitted and expanded at any time. At least two indoor units are required as the basis, with operators subsequently free to use as many as eight indoor units.





Benefits and properties

Limitless possibilities

Use in technology rooms

Careful planning is essential when using air conditioning units in server rooms or other climate-sensitive technology rooms. Technology rooms largely require the discharging of sensitive output, meaning that the planning of air conditioning units must be based on their sensitive cooling capacity – not the overall cooling capacity. The M-Series MUSY-TP and additional professional solutions in the chapter it/technology room solutions are ideal for ensuring reliable air conditioning of technical applications.

Wired remote controllers PAR-40MAA and PAC-YT52CRA

All units in the M-series can also be operated using cable remote controllers (with a connection adapter required according to the unit model). Operators can choose between two remote controllers, namely the compact remote controller PAC-YT52CRA and the deluxe remote controller PAR-40MAA featuring a convenient weekly timer function. Both remote controllers boast a backlit liquid crystal display and are easy to use.

System variants

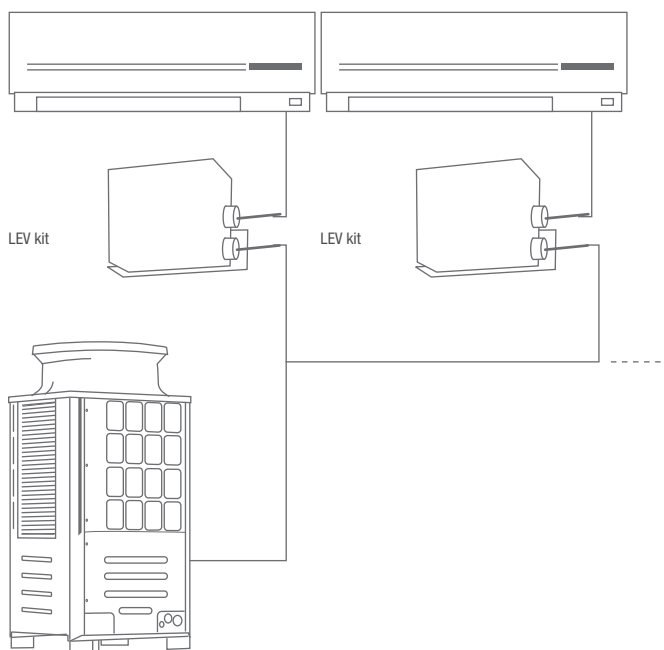
- Easy-to-install indoor units available as ceiling cassettes, ceiling suspended units, ceiling concealed units, wall-mounted units and floor-standing units.
- Voltage supply 230 V, 1 phase, 50 Hz and 380–415 V, 3 phases, 50 Hz.

Combination and expansion as required

If you want to provide air conditioning in a room, boost living comfort or generate a pleasant working atmosphere, look no further than the wide range of air conditioning solutions from Mitsubishi Electric. The A-CONTROL system in all M-series inverters and Mr. Slim units offers a rich variety of combination options beyond the respective series. For example, the outdoor units in the M-series can be connected to the indoor units in the Mr. Slim series. Indoor units in the M-series can also be connected to City Multi VRF outdoor units with the help of connection kits.

All white indoor units are coloured pure white (approximately RAL 9010). The wall-mounted units feature a modern flat panel design.

LEV kit connection to City Multi VRF



City Multi outdoor unit



Two systems cater to all needs

Every split air conditioning system comprises one outdoor unit and at least one indoor unit, with the outdoor unit always located outside of the apartment or building. Depending on the requirements and the number of rooms requiring air conditioning, you can use your M-series system as either a single-split or multi-split solution.

Single-split: air conditioning of one room

If a single indoor unit is connected to an outdoor unit via a cooling pipe, this constitutes a single-split system. It represents a quick and easy way to equip a room with air conditioning.

Multi-split: air conditioning of multiple rooms

In multi-split systems, multiple indoor units can be connected to an outdoor unit. This space-saving solution ensures individual air conditioning of multiple rooms.

Single-split and multi-split application



Single-split system

Multi-split system

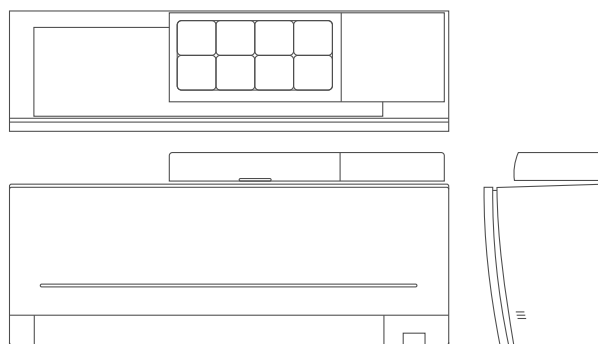


What's new

Plasma Quad Connect: optional filter kit

The benefits of Plasma Quad Plus technology are now available for many M-series units (compatible with all MSZ, PKA-M and SEZ-M models). Plasma Quad Plus filter technology ensures highly effective air purification. Plasma ionisation and the electrostatically charged filter ensure that even the smallest particles (PM2.5; <math><2.5 \mu\text{m}</math>) such as pollen, viruses, mould, bacteria and allergens are separated and rendered harmless.

Available as of May 2021



Overview of functions



Technology		Wall-mounted unit MSZ-LN	Wall-mounted units MSZ-EF	Wall-mounted units MSZ-AP(15-50)	Wall-mounted units MSZ-AP60/71
Outdoor units	Inverter	•	•	•	•
	Reuse technology	•	•	•	•
	Seal of quality for room air conditioning	•	•	•	•
Installation/maintenance					
Outdoor units	Heat pump operation	•	•	•	•
	Winter regulation	•	•	•	•
	Switching back on after voltage failure	•	•	•	•
	Precharged with R32	•	•	•	•
Indoor units	Fresh-air connection				
	Can be connected to VRF via LEV kit	•	•	•	
	Condensate pump				
Comfort					
Indoor units	MELCloud	•	•	•	•
	Econo Cool	•	•	•	•
	On/off timer	•	•	•	•
	Weekly timer	•	•	•	•
	3D i-see sensor	•			
	i-save	•	•	•	•
	Silent	•	•	•	•
	Cool-down protection	•		•	•
	Wired remote controller is connectable	• ³	• ³	• ³	• ³
	Night mode	•		•	•
Air quality					
Indoor units	Horizontal swing	•		• ²	•
	Vertical swing	•	•	•	•
	Wide & Long				•
	Automatic fan control	•	•	•	•
	Plasma Quad Connect filter		• ¹	• ¹	• ¹
	Plasma Quad Plus filter	•			
	Silver ionized air purification filter	• ¹	•	• ^{1,2}	•
	Air purification filter	•			
	Air purification filter with silver ion coating		•	•	•
	Plasma odour filter	•			



1 Option.
 2 Not available for sizes 15 and 20.
 3 MAC-397IF-E



Floor-standing units MFZ-KT	1-way ceiling cassettes MLZ-KP	4-way ceiling cassettes SLZ-M	Ceiling concealed units SEZ-M
•	•	•	•
•	•	•	•
•	•	•	•
•	•	•	•
•	•	•	•
•	•	•	•
•	•	•	•
•	•	•	•
•	•	•	•
•	•	•	•
•	•	•	•
•	•	•	•
•	•	•	•
•	•	•	•
•	•	•	•
•	•	•	•
• ¹	• ¹	• ¹	• ¹
•	•	•	•
•	•	•	•
•	•	•	•
•	•	• ¹	•
•	•	•	•
•	•	•	•
• ³	• ³	•	•
•	•	•	•
•	•	•	•
•	•	•	•
•	•	•	• ¹
•	• ¹	•	•
•	•	•	•

For a detailed description of the function symbols, see pages 06–09.

Indoor units

 Inverter cooling and heating
 Page reference

Performance code	15	18	20	25	35	42	50	60	71
Cooling capacity (kW)	1,5	1,8	2,0	2,5	3,5	4,2	5,0	6,0	7,1
Heating capacity (kW)	1,7	2,2	2,5	3,2	4,0	5,4	5,8	7,0	8,1



Wall-mounted units MSZ-LN
 24-27

Wall-mounted units MSZ-EF
 28-29

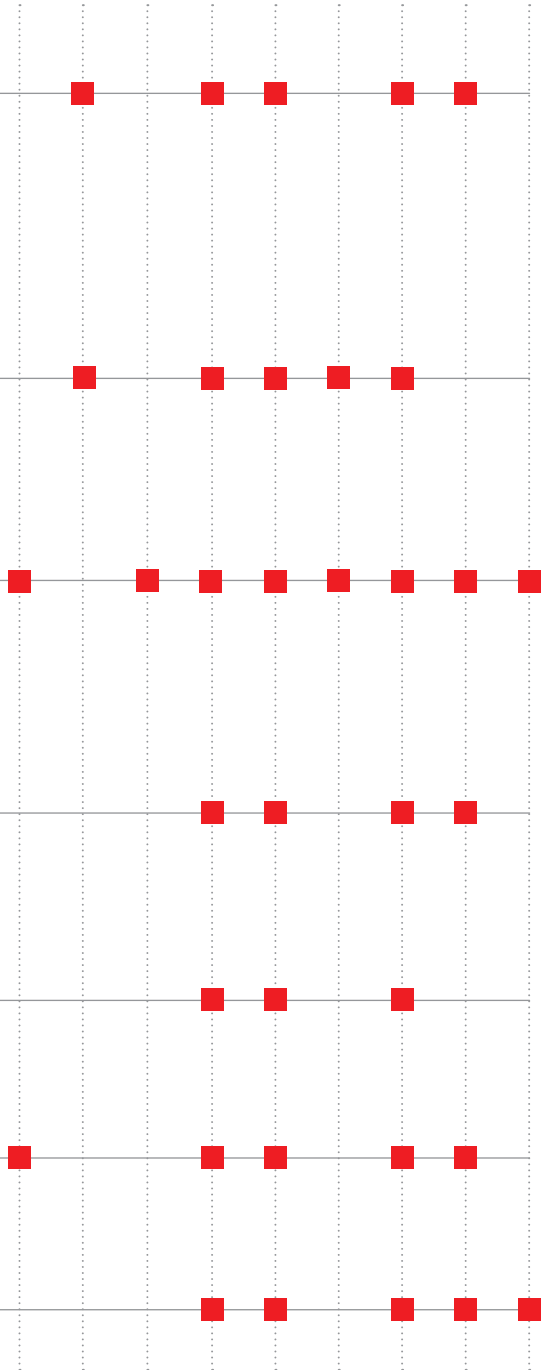
Wall-mounted units MSZ-AP
 30-33

Floor-standing units MFZ-KT
 34-35

1-way ceiling cassettes MLZ-KP
 36-37

4-way ceiling cassettes SLZ-M
 38-39

Ceiling concealed units SEZ-M
 40-41





 redden award 2018
 winner


 redden award 2018
 winner


Multi-split outdoor units

Max. no. of indoor units	2	2	2	3	3	4	4	4	5	6	8	8	8
Cooling capacity (kW)	3,3	4,2	5,3	5,4	6,8	7,2	8,0	8,3	10,2	12,2	12,5	14,0	15,5
Heating capacity (kW)	4,0	4,5	6,4	7,0	8,6	8,6	8,8	9,3	10,5	14,0	14,0	16,0	18,0


R32 outdoor units



R410A outdoor units



For dimension graphics
open PDF excerpt.
ieslink.info/dimensions



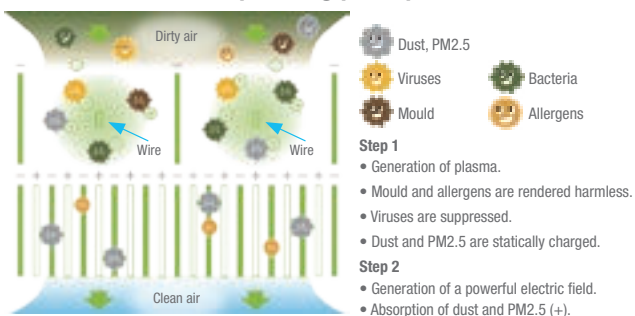
Diamond wall-mounted units MSZ-LN

Highlights

- SCOP up to 5.2/SEER up to 10.5
- Energy efficiency class up to A+++/A+++
- Sound pressure level from 19 dB(A)
- Low refrigerant charge quantity (standard single split) 0.80 kg up to max. 1.91 kg



Plasma Quad Plus operating principle



Natural White

The wall mounted MSZ-LN not only features an extraordinarily eye-catching design, it also combines a host of innovative functions.

3D i-see sensor

- Energy efficiency thanks to person recognition in the room
- Extremely comfortable air distribution as a result of automatic airflow adjustment

Filter

- Air filter
- Plasma Quad Plus
- Plasma odour filter

Odour neutralisation via plasma odour filter

Featuring a surface area of approx. 300 m², the filter is particularly effective at eliminating odours from the room air.

Double vane function

- Two independently operating air outlet vanes ensure particularly efficient air distribution in the room

MELCloud WiFi adapter

- With integrated WiFi adapter as standard

Infrared remote controller with weekly timer function and backlit display included in scope of supply

Accessories

Type designation	Description	Quantity
MAC-2390FT-E	Silver-ionized air purification filter	10
MAC-3010FT-E	Deodorizing filter (replacement filter)	10
MAC-1300RC	Remote controller holder	15



MUZ-LN25/35VG2

MUZ-LN50VG2

MUZ-LN60VG

MSZ-LN18-60VG2 W

Diamond wall-mounted units Split-inverter/Cooling and heating



MSZ-LN inverter wall-mounted units, cooling/heating

Indoor units		MSZ-LN18VG2 W	MSZ-LN25VG2 W	MSZ-LN35VG2 W	MSZ-LN50VG2 W	MSZ-LN60VG2 W
Outdoor units		Multi Split MXZ	MUZ-LN25VG2	MUZ-LN35VG2	MUZ-LN50VG2	MUZ-LN60VG
Cooling	Cooling capacity (kW)	1.8	2.5 (1.0–3.5)	3.5 (0.8–4.0)	5.0 (1.0–6.0)	6.1 (1.4–6.9)
	Power consumption (kW)	–	0.485	0.82	1.38	1.79
	SEER	–	10.5	9.5	8.5	7.5
	Energy efficiency class	–	A+++	A+++	A+++	A++
	Application range (°C)	–	–10~+46	–10~+46	–10~+46	–10~+46
Heating	Heating capacity (kW)	3.3	3.2 (0.7–5.4)	4.0 (0.9–6.3)	6.0 (1.0–8.2)	6.8 (1.8–9.3)
	Power consumption (kW)	–	0.60	0.82	1.48	1.81
	SCOP	–	5.2	5.1	4.6	4.6
	Energy efficiency class	–	A+++	A+++	A++	A++
	Application range (°C)	–	–15~+24	–15~+24	–15~+24	–15~+24

Indoor units		MSZ-LN18VG2 W	MSZ-LN25VG2 W	MSZ-LN35VG2 W	MSZ-LN50VG2 W	MSZ-LN60VG2 W
Air volume (cooling mode) (m³/h)	L/H	258/528	258/528	258/528	342/636	426/762
Sound level (dB(A))	L/H	19/36	19/36	19/36	27/39	29/45
Dimensions (mm)*	W/D/H	890/233/307	890/233/307	890/233/307	890/233/307	890/233/307
Weight (kg)		15.5	15.5	15.5	16.0	16.0
Outdoor units		Multi Split MXZ	MUZ-LN25VG2	MUZ-LN35VG2	MUZ-LN50VG2	MUZ-LN60VG
Airflow (m³/h)		–	2058	2058	2400	3006
Sound pressure level cooling/heating (dB(A))		–	46/49	49/50	51/54	55/55
Dimensions (mm)	W/D/H	–	800/285/550	800/285/550	800/285/714	840/330/880
Weight (kg)		–	33	34	40	55
Refrigeration data						
Total pipe length (m)		–	20	20	30	30
Max. height difference (m)		–	12	12	15	15
Refrigerant type / refrigerant quantity (kg) / max. quantity (kg)		–	R32/0.80/1.00	R32/0.85/1.05	R32/1.25/1.55	R32/1.45/1.91
GWP / CO ₂ equivalent (t) / CO ₂ equivalent max. (t)		–	675/0.54/0.68	675/0.54/0.68	675/0.84/1.04	675/0.98/1.3
Refrigerant pre-filling (m)		–	7	7	7	7
Top-up quantity of refrigerant (g/m)		–	20	20	20	20
Refrigerant pipe size Ø (mm)	fl. s.	–	6 10	6 10	6 10	6 12
Electrical data						
Voltage supply (V, phase, Hz)		–	220–240, 1, 50	220–240, 1, 50	220–240, 1, 50	220–240, 1, 50
Operating current (A)	Cooling Heating	–	2.5 3.0	3.9 4.0	6.3 6.8	7.9 7.9
Recommended cable cross-section - supply cable to outdoor unit (mm²)		–	3 x 1.5	3 x 1.5	3 x 2.5	3 x 2.5
Recommended cable cross-section - indoor unit - outdoor unit (mm²)		–	4 x 1.5	4 x 1.5	4 x 1.5	4 x 1.5
Recommended breaker size (A)		–	10	10	16	16

* An additional 100 mm of space below the unit must be included in planning to account for the blow-out plate fins and air flow.

Sound pressure level of the indoor unit measured 1 m in front of and 0.8 m below the unit in cooling mode
Energy efficiency class on a scale from A+++ to D

Our air conditioning equipment and heat pumps contain fluorinated greenhouse gases R410A, R134a, R32.
For further information please see the corresponding operation manual.



Diamond wall-mounted units MSZ-LN

Highlights

- SCOP up to 5.2/SEER up to 10.5
- Energy efficiency class up to A+++/A+++
- Sound pressure level from 19 dB(A)
- Low refrigerant charge quantity (standard single split) 0.80 kg up to max. 1.91 kg



Ruby Red

Pearl White

Onyx Black

The wall-mounted MSZ-LN with sophisticated hairline look not only features an extraordinarily eye-catching design, it also combines a host of innovative functions.

3D i-see sensor

- Energy efficiency thanks to person recognition in the room
- Extremely comfortable air distribution as a result of automatic airflow adjustment

Filter

- Air filter
- Plasma Quad Plus
- Plasma odour filter

Odour neutralisation via plasma odour filter

Featuring a surface area of approx. 300 m², the filter is particularly effective at eliminating odours from the room air.

Double vane function

- Two independently operating air outlet vanes ensure particularly efficient air distribution in the room

MELCloud WiFi adapter

- With integrated WiFi adapter as standard

Range of colours with matching backlit remote controllers

Accessories

Type designation	Description	Quantity
MAC-2390FT-E	Silver-ionized air purification filter	10
MAC-3010FT-E	Deodorizing filter (replacement filter)	10
MAC-286RH	Remote controller holder	10



MUZ-LN25/35VG2

MUZ-LN50VG2

MUZ-LN60VG

MSZ-LN18-60VG2 V

MSZ-LN18-60VG2 B

MSZ-LN18-60VG2 R

Diamond wall-mounted units Split-inverter/Cooling and heating



MSZ-LN inverter wall-mounted units, cooling/heating

Indoor units		MSZ-LN18VG2 V/B/R	MSZ-LN25VG2 V/B/R	MSZ-LN35VG2 V/B/R	MSZ-LN50VG2 V/B/R	MSZ-LN60VG2 V/B/R
Outdoor units		Multi Split MXZ	MUZ-LN25VG2	MUZ-LN35VG2	MUZ-LN50VG2	MUZ-LN60VG
Cooling	Cooling capacity (kW)	1.8	2.5 (1.0–3.5)	3.5 (0.8–4.0)	5.0 (1.0–6.0)	6.1 (1.4–6.9)
	Power consumption (kW)	–	0.485	0.82	1.38	1.79
	SEER	–	10.5	9.5	8.5	7.5
	Energy efficiency class	–	A+++	A+++	A+++	A++
	Application range (°C)	–	–10~+46	–10~+46	–10~+46	–10~+46
Heating	Heating capacity (kW)	3.3	3.2 (0.7–5.4)	4.0 (0.9–6.3)	6.0 (1.0–8.2)	6.8 (1.8–9.3)
	Power consumption (kW)	–	0.60	0.82	1.48	1.81
	SCOP	–	5.2	5.1	4.6	4.6
	Energy efficiency class	–	A+++	A+++	A++	A++
	Application range (°C)	–	–15~+24	–15~+24	–15~+24	–15~+24

Indoor units		MSZ-LN18VG2 V/B/R	MSZ-LN25VG2 V/B/R	MSZ-LN35VG2 V/B/R	MSZ-LN50VG2 V/B/R	MSZ-LN60VG2 V/B/R
Air volume (cooling mode) (m³/h)	L/H	258/528	258/528	258/528	342/636	426/762
Sound level (dB(A))	L/H	19/36	19/36	19/36	27/39	29/45
Dimensions (mm)*	W/D/H	890/233/307	890/233/307	890/233/307	890/233/307	890/233/307
Weight (kg)		15.5	15.5	15.5	16.0	16.0
Outdoor units		Multi Split MXZ	MUZ-LN25VG2	MUZ-LN35VG2	MUZ-LN50VG2	MUZ-LN60VG
Airflow (m³/h)		–	2058	2058	2400	3006
Sound pressure level cooling/heating (dB(A))		–	46/49	49/50	51/54	55/55
Dimensions (mm)	W/D/H	–	800/285/550	800/285/550	800/285/714	840/330/880
Weight (kg)		–	33	34	40	55
Refrigeration data						
Total pipe length (m)		–	20	20	30	30
Max. height difference (m)		–	12	12	15	15
Refrigerant type / refrigerant quantity (kg) / max. quantity (kg)		–	R32/0.80/1.00	R32/0.85/1.05	R32/1.25/1.55	R32/1.45/1.91
GWP / CO ₂ equivalent (t) / CO ₂ equivalent max. (t)		–	675/0.54/0.68	675/0.54/0.68	675/0.84/1.04	675/0.98/1.3
Refrigerant pre-filling for (m)		–	7	7	7	7
Top-up quantity of refrigerant (g/m)		–	20	20	20	20
Refrigerant pipe size Ø (mm)	fl. s.	–	6 10	6 10	6 10	6 12
Electrical data						
Voltage supply (V, phase, Hz)		220–240, 1, 50	220–240, 1, 50	220–240, 1, 50	220–240.1, 50	220–240.1, 50
Operating current (A)	Cooling Heating	–	2.5 3.0	3.9 4.0	6.3 6.8	7.9 7.9
Recommended cable cross-section - supply cable to outdoor unit (mm²)		–	3 x 1.5	3 x 1.5	3 x 2.5	3 x 2.5
Recommended cable cross-section - indoor unit - outdoor unit (mm²)		–	4 x 1.5	4 x 1.5	4 x 1.5	4 x 1.5
Recommended breaker size (A)		–	10	10	16	16

* An additional 100 mm of space below the unit must be included in planning to account for the blow-out plate fins and air flow.

Sound pressure level of the indoor unit measured 1 m in front of and 0.8 m below the unit in cooling mode
Energy efficiency class on a scale from A+++ to D

Our air conditioning equipment and heat pumps contain fluorinated greenhouse gases R410A, R134a, R32.
For further information please see the corresponding operation manual.



Premium Design wall-mounted units MSZ-EF

Highlights

- SCOP up to 4.7 / SEER up to 9.1
- Energy efficiency class up to A++ / A+++
- Sound pressure level from 19 dB(A)
- Refrigerant filling quantity (standard single split) max. 1.51 kg

The MSZ-EF wall-mounted unit combines the ultimate in aesthetic standards with innovative air conditioning technology. It is suitable for almost any interior situation and is available in three colours (gloss white, gloss black and matt silver).

Filter

- Air filter with silver ion coating
- Silver ion air purification filter
- Plasma Quad Connect filter (optional)*

i-save

- Saves the preferred operating state

MELCloud WiFi adapter

- MELCloud WiFi adapter integrated as standard

Infrared remote controller with weekly timer function and backlit display included in scope of supply

* With the Plasma Quad Connect filter, planning must include additional space above the wall-mounted unit (+ approx. 110 mm).



closed



open

Accessories

Type designation	Description	Quantity
MAC-2370FT	Silver-ionized air purification filter (replacement filter)	10
MAC-100FT-E	Plasma Quad Connect (available from May 2021)	1
MAC-1300RC	Remote controller holder	15



MUZ-EF25-42VG

MUZ-EF50VG

MSZ-EF18-50VGKW

MSZ-EF18-50VGKS

MSZ-EF18-50VGKB

Premium Design wall-mounted units

Split-inverter / Cooling and heating



MSZ-EF inverter wall-mounted units, cooling/heating


Indoor units		MSZ-EF18VGK W/B/S	MSZ-EF25VGK W/B/S	MSZ-EF35VGK W/B/S	MSZ-EF42VGK W/B/S	MSZ-EF50VGK W/B/S
Outdoor units		Multi Split MXZ	MUZ-EF25VG	MUZ-EF35VG	MUZ-EF42VG	MUZ-EF50VG
Cooling	Cooling capacity (kW)	1.8	2.5 (0.9–3.4)	3.5 (1.1–4.0)	4.2 (0.9–4.6)	5.0 (1.4–5.4)
	Power consumption (kW)	–	0.540	0.910	1.200	1.540
	SEER	–	9.1	8.8	7.9	7.5
	Energy efficiency class	–	A+++	A+++	A++	A++
	Application range (°C)	–	–10~+46	–10~+46	–10~+46	–10~+46
Heating	Heating capacity (kW)	3.3	3.2 (1.0–4.2)	4.0 (1.3–5.1)	5.4 (1.3–6.3)	5.8 (1.4–7.5)
	Power consumption (kW)	–	0.700	0.950	1.455	1.560
	SCOP	–	4.7	4.6	4.6	4.5
	Energy efficiency class	–	A++	A++	A++	A+
	Application range (°C)	–	–15~+24	–15~+24	–15~+24	–15~+24

Indoor units		MSZ-EF18VGK W/B/S	MSZ-EF25VGK W/B/S	MSZ-EF35VGK W/B/S	MSZ-EF42VGK W/B/S	MSZ-EF50VGK W/B/S
Air volume (cooling mode) (m³/h)	L/H	240/498	240/498	240/498	348/534	348/558
Sound level (dB(A))	L/H	19/36	21/36	21/36	28/39	30/40
Dimensions (mm)	W/D/H	885/195/299	885/195/299	885/195/299	885/195/299	885/195/299
Weight (kg)		11.5	11.5	11.5	11.5	11.5
Outdoor units		Multi Split MXZ	MUZ-EF25VG	MUZ-EF35VG	MUZ-EF42VG	MUZ-EF50VG
Airflow (m³/h)		–	1668	2082	1920	2412
Sound pressure level cooling/heating (dB(A))		–	47/48	49/50	50/51	52/52
Dimensions (mm)*	W/D/H	–	800/285/550	800/285/550	800/285/550	800/285/714
Weight (kg)		–	31	34	35	40
Refrigeration data						
Total pipe length (m)		–	20	20	20	30
Max. height difference (m)		–	12	12	12	15
Refrigerant type/refrigerant quantity (kg)/max. quantity (kg)		–	R32/0.62/0.88	R32/0.74/1.00	R32/0.74/1.00	R32/1.05/1.51
GWP/CO ₂ equivalent (t)/CO ₂ equivalent max. (t)		–	675/0.42/0.59	675/0.50/0.68	675/0.50/0.68	675/0.71/1.02
Refrigerant pre-filling for (m)		–	7	7	7	7
Top-up quantity of refrigerant (g/m)		–	20	20	20	30
Refrigerant pipe size Ø (mm)	fl. s.	–	6 10	6 10	6 10	6 10
Electrical data						
Voltage supply (V, phase, Hz)		–	220–240, 1, 50	220–240, 1, 50	220–240, 1, 50	220–240, 1, 50
Operating current (A)		–	2.9	4.2	5.7	6.9
Recommended cable cross-section - supply cable to outdoor unit (mm²)		–	3 x 1.5	3 x 1.5	3 x 1.5	3 x 2.5
Recommended cable cross-section - indoor unit - outdoor unit (mm²)		–	4 x 1.5	4 x 1.5	4 x 1.5	4 x 1.5
Recommended breaker size (A)		–	10	10	12	16

* An additional 14 mm of space below the unit must be included in planning to account for the blow-out plate fins and air flow.

Sound pressure level of the indoor unit measured 1 m in front of and 0.8 m below the unit in cooling mode
Energy efficiency class on a scale from A+++ to D

Our air conditioning equipment and heat pumps contain fluorinated greenhouse gases R410A, R134a, R32.
For further information please see the corresponding operation manual.



Compact wall-mounted units MSZ-AP

Highlights

- SCOP up to 4.8/SEER up to 8.6
- Energy efficiency class up to A+++/A++
- Sound pressure level from 19 dB(A)
- Refrigerant filling quantity (standard single split) max. 1.26 kg
- Dimensions (W/D/H) 760/178/250 mm for MSZ-AP15/20VG



This versatile allrounder is full of clever additional features and is effective over a wide performance range.

Compact design

- With the less powerful models AP15/20, the compact dimensions of the wall-mounted unit (just 760 mm x 250 mm x 178 mm) enable it to be installed inconspicuously and discreetly in even the smallest of rooms.

Horizontal air discharge

- Provides very comfortable air distribution, especially in cooling mode

Night mode

- The night mode comfort function automatically adjusts the sound pressure of the outdoor unit down -3dB (A). In addition, the LED on the indoor unit is dimmed and the remote controller mutes the beep tone during operation.

Filter

- Air purification filter with silver ion coating
- Silver ion air purification filter (optional)
- Plasma Quad Connect filter (optional)*

i-save

- Saves the preferred operating mode

MELCloud WiFi adapter

- Integrated as standard

Infrared remote controller with weekly timer function included in scope of supply

* With the Plasma Quad Connect filter, planning must include additional space above the wall-mounted unit (+ approx. 110 mm).

Accessories

Type designation	Description	Quantity
MAC-2370FT	Silver-ionized air purification filter*	10
MAC-1300RC	Remote controller holder	15
MAC-100FT-E	Plasma Quad Connect (available from May 2021)	1

* Only available for MSZ-AP 25-50



MUZ-AP20-42VG

MUZ-AP50VG



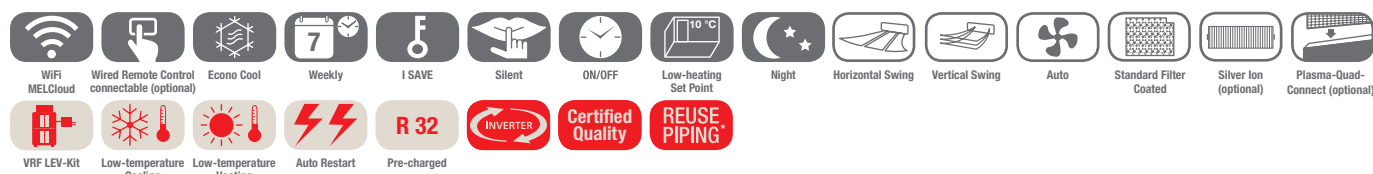
MSZ-AP15/20VGK



MSZ-AP25-50VGK

R32

Compact wall-mounted units Split-inverter/Cooling and heating




MSZ-AP inverter wall-mounted units, cooling/heating

Indoor units		MSZ-AP15VGK	MSZ-AP20VGK	MSZ-AP25VGK	MSZ-AP35VGK	MSZ-AP42VGK	MSZ-AP50VGK
Outdoor units		Multi Split MXZ	MUZ-AP20VG	MUZ-AP25VG	MUZ-AP35VG	MUZ-AP42VG	MUZ-AP50VG
Cooling	Cooling capacity (kW)	1.5 (0.8–2.1)	2.0 (0.6–2.7)	2.5 (0.9–3.4)	3.5 (1.1–3.8)	4.2 (0.9–4.5)	5.0 (1.4–5.4)
	Power consumption (kW)	–	0.46	0.60	0.99	1.30	1.55
	SEER	–	8.6	8.6	8.6	7.8	7.4
	Energy efficiency class	–	A+++	A+++	A+++	A++	A++
	Application range (°C)	–	–10~+46	–10~+46	–10~+46	–10~+46	–10~+46
Heating	Heating capacity (kW)	1.7 (0.9–2.4)	2.5 (0.5–3.5)	3.2 (1.0–4.1)	4.0 (1.3–4.6)	5.4 (1.3–6.0)	5.8 (1.4–7.3)
	Power consumption (kW)	–	0.60	0.78	1.03	1.49	1.60
	SCOP	–	4.2	4.8	4.7	4.7	4.7
	Energy efficiency class	–	A+	A++	A++	A++	A++
	Application range (°C)	–	–15~+24	–15~+24	–15~+24	–15~+24	–15~+24

Indoor units		MSZ-AP15VGK	MSZ-AP20VGK	MSZ-AP25VGK	MSZ-AP35VGK	MSZ-AP42VGK	MSZ-AP50VGK
Air volume (cooling mode) (m³/h)	L/H	210/330	210/330	294/684	294/684	324/684	360/756
Sound level (dB(A))	L/H	21/35	21/35	19/36	19/36	21/36	28/36
Dimensions (mm)	W/D/H	760/178/250	760/178/250	798/219/299	798/219/299	798/219/299	798/219/299
Weight (kg)		8.2	8.2	10.5	10.5	10.5	10.5
Outdoor units		Multi Split MXZ	MUZ-AP20VG	MUZ-AP25VG	MUZ-AP35VG	MUZ-AP42VG	MUZ-AP50VG
Airflow (m³/h)		–	1932	1932	1932	1824	2430
Sound pressure level cooling/heating (dB(A))		–	47/48	47/48	49/50	50/51	52/52
Dimensions (mm)*	W/D/H	–	800/285/550	800/285/550	800/285/550	800/285/550	800/285/714
Weight (kg)		–	31	31	31	35	40
Refrigeration data							
Total pipe length (m)		–	20	20	20	20	20
Max. height difference (m)		–	12	12	12	12	12
Refrigerant type/refrigerant quantity (kg)/max. quantity (kg)		–	R32/0.55/0.81	R32/0.55/0.81	R32/0.55/0.81	R32/0.70/0.96	R32/1.00/1.26
GWP/CO ₂ equivalent (t)/CO ₂ equivalent max. (t)		–	675/0.37/0.55	675/0.37/0.55	675/0.37/0.55	675/0.47/0.65	675/0.68/0.86
Refrigerant pre-filling for (m)		–	7	7	7	7	7
Top-up quantity of refrigerant (g/m)		–	20	20	20	20	20
Refrigerant pipe size Ø (mm)	fl.	–	6	6	6	6	6
	s.	–	10	10	10	10	10
Electrical data							
Voltage supply (V, phase, Hz)		–	220–240, 1, 50	220–240, 1, 50	220–240, 1, 50	220–240, 1, 50	220–240, 1, 50
Operating current cooling/heating (A)		–	2.6/3.2	3.2/3.9	4.9/4.7	6.0/7.0	7.4/7.6
Recommended cable cross-section - supply cable to outdoor unit (mm²)		–	3 x 1.5	3 x 1.5	3 x 1.5	3 x 1.5	3 x 2.5
Recommended cable cross-section - indoor unit - outdoor unit (mm²)		–	4 x 1.5	4 x 1.5	4 x 1.5	4 x 1.5	4 x 1.5
Recommended breaker size (A)		–	10	10	10	10	16

* An additional 60 mm of space below the unit must be included in planning to account for the blow-out plate fins and air flow.

Sound pressure level measured 1 m in front of and 0.8 m below the unit in cooling mode
Energy efficiency class on a scale from A+++ to D



Standard wall-mounted units MSZ-AP

Highlights

- SCOP up to 4.4/SEER up to 7.4
- Energy efficiency class up to A+/A++
- Sound pressure level from 29 dB(A)
- Refrigerant filling quantity (standard single split) max. 1.71 kg

This versatile allrounder is full of clever additional features and is effective over a wide performance range.

Ideal for large rooms

- Particularly large range (up to 12 m)
- Adjustable vertical air discharge angle in 7 directions
- Maximum cooling capacity of 8.7 kW

Filter

- Air purification filter with silver ion coating
- Silver ion air purification filter (optional)
- Plasma Quad Connect filter (optional)*

Horizontal air discharge

- Provides very comfortable air distribution, especially in cooling mode

i-save

- Saves the preferred operating mode

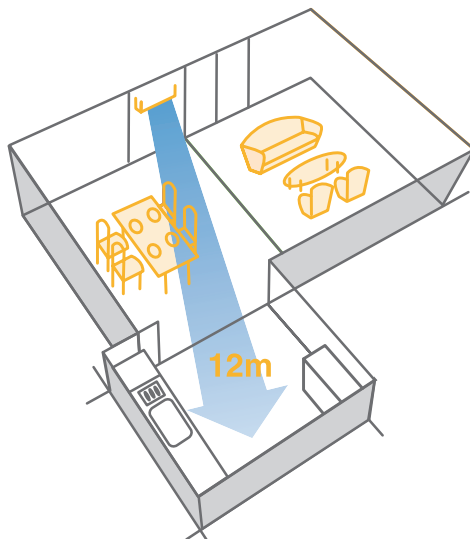
MELCloud WiFi adapter

- MELCloud WiFi adapter integrated as standard

Infrared remote controller with weekly timer function included in scope of supply

* With the Plasma Quad Connect filter, planning must include additional space above the wall-mounted unit (+ approx. 110 mm).

Wide & Long Airflow



Accessories

Type designation	Description	Quantity
MAC-2360FT	Silver-ionized air purification filter	10
MAC-100FT-E	Plasma Quad Connect (available from May 2021)	1
MAC-1300RC	Remote controller holder	15



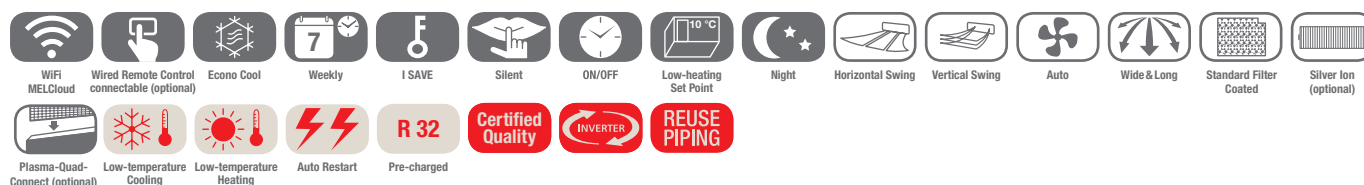
MUZ-AP60/71VG



MSZ-AP60/71VGK

R32

Standard wall-mounted units Split-inverter / Cooling and heating



MSZ-AP inverter wall-mounted units, cooling/heating

Indoor units		MSZ-AP60VGK	MSZ-AP71VGK
Outdoor units		MUZ-AP60VG	MUZ-AP71VG
Cooling	Cooling capacity (kW)	6.1 (1.4–7.3)	7.1 (2.0–8.7)
	Power consumption (kW)	1.59	2.01
	SEER	7.4	7.2
	Energy efficiency class	A++	A++
	Application range (°C)	–10~+46	–10~+46
Heating	Heating capacity (kW)	6.8 (2.0–8.6)	8.1 (2.2–10.3)
	Power consumption (kW)	1.67	2.12
	SCOP	4.6	4.4
	Energy efficiency class	A++	A+
	Application range (°C)	–15~+24	–15~+24

Indoor units		MSZ-AP60VGK	MSZ-AP71VGK
Air volume (cooling mode) (m ³ /h)	L/H	564/1134	576/1116
Sound level (dB(A))	L/H	29/48	30/49
Dimensions (mm)	W/D/H	1.100/257/325	1.100/257/325
Weight (kg)		16	17
Outdoor units		MUZ-AP60VG	MUZ-AP71VG
Airflow (m ³ /h)		3126	3246
Sound pressure level cooling/heating (dB(A))		56/57	56/55
Dimensions (mm)*	W/D/H	800/285/714	840/330/880
Weight (kg)		40	55
Refrigeration data			
Total pipe length (m)		30	30
Max. height difference (m)		15	15
Refrigerant type / refrigerant quantity (kg) / max. quantity (kg)		R32/1.05/1.35	R32/1.5/1.71
GWP / CO ₂ equivalent (t) / CO ₂ equivalent max. (t)		675/0.71/0.92	675/1.02/1.22
Refrigerant pre-filling for (m)		15	15
Top-up quantity of refrigerant (g/m)		20	20
Refrigerant pipe size Ø (mm)	fl. s.	6 12	6 12
Electrical data			
Voltage supply (V, phase, Hz)		220–240, 1, 50	220–240, 1, 50
Operating current (A)		7.1	8.8
Recommended cable cross-section - supply cable to outdoor unit (mm ²)		3 x 2.5	3 x 2.5
Recommended cable cross-section - indoor unit - outdoor unit (mm ²)		4 x 1.5	4 x 1.5
Recommended breaker size (A)		16	20

* An additional 12 mm of space below the unit must be included in planning to account for the blow-out plate fins and air flow.

Sound pressure level of the indoor unit measured 1 m in front of and 0.8 m below the unit in cooling mode
Energy efficiency class on a scale from A+++ to D

Our air conditioning equipment and heat pumps contain fluorinated greenhouse gases R410A, R134a, R32.
For further information please see the corresponding operation manual.



Floor-standing unit MFZ-KT

Highlights

- SCOP up to 4.4/SEER up to 6.8
- Energy efficiency class up to A+ / A++
- Sound pressure level from 19 dB(A)
- Refrigerant filling quantity (standard single split) max. 1.71 kg

Multiflow vane function

With the multiflow vane function, the air flow through two newly designed blow-out plate fins can conveniently be adjusted in line with the needs of the individual user.



Heating mode

Cooling mode

The MFZ-KT floor-standing unit is particularly suitable for applications in which both cooling and heating modes are regularly used. Can be installed like a radiator near the floor.

Multiflow vane function

- Simultaneous distribution of the air upwards and downwards in heating mode to ensure ideal air circulation in the room and rapid heating of the room.
- In cooling mode, the air is discharged solely upwards in order to achieve the best possible efficiency.

Air filter

- Air purification filter with silver ion coating
- Silver ion air purification filter

Flexible installation

- Three possible installation types: standing, mounted, wall-hanging

i-save

- Saves the preferred operating state

Refrigerant detector

- integrated refrigerant detector to ensure early detection of possible leaks

Infrared remote controller with weekly timer function included in scope of supply

MELCloud Wi-Fi adapter (optional)

Accessories

Type designation	Description	Quantity
MAC-2370FT	Silver-ionized air purification filter (replacement filter)	10
MAC-5671F-E	MELCloud Wi-Fi adapter	1



SUZ-M25/35VA

SUZ-M50VA

SUZ-M60VA



MFZ-KT25-60VG

R32

Compact floor-standing units Split-inverter / Cooling and heating



MFZ-KT inverter floor-standing units, cooling/heating

Indoor units		MFZ-KT25VG	MFZ-KT35VG	MFZ-KT50VG	MFZ-KT60VG
Outdoor units		SUZ-M25VA*	SUZ-M35VA*	SUZ-M50VA*	SUZ-M60VA*
Cooling	Cooling capacity (kW)	2.5 (1.6-3.2)	3.5 (0.9-3.9)	5.0 (1.2-5.6)	6.1 (1.7-6.3)
	Power consumption (kW)	0.62	1.06	1.55	1.84
	SEER	6.5	6.6	6.8	6.2
	Energy efficiency class	A++	A++	A++	A++
	Application range (°C)	-10~+46	-10~+46	-15~+46	-15~+46
Heating	Heating capacity (kW)	3.4 (1.3-4.2)	4.3 (1.1-5.0)	6.0 (1.5-7.2)	7.0 (1.6-8.0)
	Power consumption (kW)	0.91	1.26	1.86	2.18
	SCOP	4.2	4.4	4.2	4.1
	Energy efficiency class	A+	A+	A+	A+
	Application range (°C)	-10~+24	-10~+24	-10~+24	-10~+24

Indoor units		MFZ-KT25VG	MFZ-KT35VG	MFZ-KT50VG	MFZ-KT60VG
Air volume (cooling mode) (m³/h)	L/H	234/468	234/468	336/624	336/738
Sound pressure level cooling/heating (dB(A))	low	19/19	19/19	28/29	28/29
	high	37/37	37/37	42/44	46/47
Dimensions (mm)	W/D/H	750/215/600	750/215/600	750/215/600	750/215/600
Weight (kg)		14.5	14.5	14.5	15
Outdoor units		SUZ-M25VA	SUZ-M35VA	SUZ-M50VA	SUZ-M60VA
Airflow cooling/heating (m³/h)		2178/2076	2058/1962	2748/2622	3006/3006
Sound pressure level cooling/heating (dB(A))		45/46	48/48	48/49	49/51
Dimensions (mm)	W/D/H	800/285/550	800/285/550	800/285/714	840/330/880
Weight (kg)		30	35	41	54
Refrigeration data					
Total pipe length (m)		20	20	30	30
Max. height difference (m)		12	12	30	30
Refrigerant type/refrigerant quantity (kg)/max. quantity (kg)		R32/0.65/0.91	R32/0.90/1.16	R32/1.20/1.66	R32/1.25/1.71
GWP/CO ₂ equivalent (t)/CO ₂ equivalent max. (t)		675/0.44/0.61	675/0.61/0.78	675/0.81/1.12	675/0.84/1.15
Refrigerant pre-filling for (m)		7	7	7	7
Top-up quantity of refrigerant (g/m)		20	20	20	20
Refrigerant pipe size Ø (mm)	fl.	6	6	6	6
	s.	10	10	12	16
Electrical data					
Voltage supply (V, phase, Hz)		220-240, 1, 50	220-240, 1, 50	220-240, 1, 50	220-240, 1, 50
Operating current (A)		3.5	4.9	5.58	9.0
Recommended cable cross-section - supply cable to outdoor unit (mm²)		3 x 1.5	3 x 1.5	3 x 2.5	3 x 2.5
Recommended cable cross-section - indoor unit - outdoor unit (mm²)		4 x 1.5	4 x 1.5	4 x 1.5	4 x 1.5
Recommended breaker size (A)		10	10	16	16

* Note: Only SUZ-M25/35/50/60VA-R1 outdoor units are compatible.

Sound pressure level of the indoor unit measured at a height of 1 m and 1 m in front of the unit
Energy efficiency class on a scale from A+++ to D

Our air conditioning equipment and heat pumps contain fluorinated greenhouse gases R410A, R134a, R32.
For further information please see the corresponding operation manual.



1-way ceiling cassettes MLZ-KP

Highlights

- SCOP up to 4.6/SEER up to 7.0
- Energy efficiency class up to A+ / A++
- Sound pressure level from 27 dB(A)
- Refrigerant filling quantity (standard single split) max. 1.66 kg
- Installation height 185 mm

Compact design and low installation height

Due to its compact design, the device fits perfectly into a recessed ceiling where space is limited.



Even with extremely low recessed ceilings there is still enough space for the MLZ-KP one-way ceiling cassette.

Integrated condensate pump

- The unit is fitted as standard with a high-grade condensate pump with a head of 50 cm

Rapid installation thanks to compact size and low weight

Air filter

- Air purification filter
- Silver ion air purification filter (optional)

Infrared remote controller with weekly timer function included in scope of supply

Optional connection to cable remote controller

MELCloud Wi-Fi adapter (optional)

Accessories

Type designation	Description	Quantity
PAR-40MAA*	Wired remote control Deluxe	1
PAC-YT52CRA*	Wired remote control compact	1
MAC-2370FT	Silver-ionized air purification filter	10
MAC-5671F-E	MELCloud Wi-Fi adapter	1

* MAC-3971F-E required (see accessory page at end of chapter)



SUZ-M25/35VA



SUZ-M50VA



R32

MLZ-KP25-50VF

1-way ceiling cassettes Split-inverter / Cooling and heating



MLZ-KP ceiling cassettes, cooling/heating

Indoor units		MLZ-KP25VF	MLZ-KP35VF	MLZ-KP50VF
Grille		MLP-444W	MLP-444W	MLP-444W
Outdoor units		SUZ-M25VA	SUZ-M35VA	SUZ-M50VA
Cooling	Cooling capacity (kW)	2.5 (1.4–3.2)	3.5 (0.8–3.9)	5.0 (1.7–5.6)
	Power consumption (kW)	0.59	0.97	1.38
	EER	4.20	3.70	3.60
	SEER	6.2	7.0	6.7
	Energy efficiency class	A++	A++	A++
Application range (°C)		-10~+46	-10~+46	-15~+46
Heating	Heating capacity (kW)	3.2 (1.4–4.2)	4.1 (1.1–4.9)	6.0 (1.7–7.2)
	Power consumption (kW)	0.80	1.10	1.86
	COP	4.00	3.71	3.21
	SCOP	4.4	4.6	4.3
	Energy efficiency class	A+	A++	A+
Application range (°C)		-10~+24	-10~+24	-10~+24

Indoor units		MLZ-KP25VF	MLZ-KP35VF	MLZ-KP50VF
Air volume (cooling mode) (m³/h)	L/H	360/528	360/564	360/684
Sound level (dB(A))	L/H	27/38	27/40	29/47
Dimensions (mm)*	W/D/H	1.102/360/185	1.102/360/185	1.102/360/185
Dimensions (grille) (mm)**	W/D/H	1.200/424/24	1.200/424/24	1.200/424/24
Weight (incl. grille) (kg)		15.5 (19.0)	15.5 (19.0)	15.5 (19.0)
Outdoor units		SUZ-M25VA	SUZ-M35VA	SUZ-M50VA
Airflow cooling/heating (m³/h)		2178/2076	2058/1962	2748/2622
Sound pressure level cooling/heating (dB(A))		45/46	48/48	48/49
Dimensions (mm)	W/D/H	800/285/550	800/285/550	800/285/714
Weight (kg)		30	35	41
Refrigeration data				
Total pipe length (m)		20	20	30
Max. height difference (m)		12	12	30
Refrigerant type/refrigerant quantity (kg)/max. quantity (kg)		R32/0.65/0.91	R32/0.90/1.16	R32/1.20/1.66
GWP/CO ₂ equivalent (t)/CO ₂ equivalent max. (t)		675/0.44/0.61	675/0.61/0.78	675/0.81/1.12
Refrigerant pre-filling for (m)		7	7	7
Top-up quantity of refrigerant (g/m)		20	20	20
Refrigerant pipe size Ø (mm)	fl. s.	6 10	6 10	6 12
Electrical data				
Voltage supply (V, phase, Hz)		230, 1, 50	230, 1, 50	230, 1, 50
Operating current (A)		3.5	4.9	5.58
Recommended breaker size (A)		10	10	20

* Required installation height

** Visible height of grille

Sound pressure level of the indoor unit measured centrally at a distance of 1.5 m below the unit in cooling mode



4-way ceiling cassettes SLZ-M

Highlights

- SCOP up to 4.3/SEER up to 6.7
- Energy efficiency class up to A++/A+
- Sound pressure level from 24 dB(A)
- Refrigerant filling quantity (standard single split) max. 1.71 kg
- Installation height 245 mm

The SLZ-M series of ceiling cassettes offer smart air conditioning systems for suspended ceilings with European grid dimensions.

The intelligent SLZ-M 4-way ceiling cassettes achieve high standards of individual comfort and impressive energy saving targets.

Horizontal airflow

- Six different discharge angles

3D i-see sensor (optional)

- Automatic air discharge on person recognition
- Energy efficiency thanks to presence detection

Easy installation

- Thanks to a special mounting system, the installation of the panel can be carried out by a single person

Air filter

- Air purification filter

Optionally available with wired or infrared remote controller

Fresh air connection possible

MELCloud Wi-Fi adapter (optional)


Integrated condensate pump

- The unit is fitted as standard with a high-grade condensate pump featuring a delivery head of up to 85 cm


3D i-see sensor



Fully crowded room



Partly crowded room



Empty room

Accessories

Type designation	Description	Quantity
PAC-YT-52CRA	Wired remote control compact	1
PAR-40MAA	Wired remote control Deluxe	1
PAC-SF1ME-E	3D i-see sensor	1
SLP-2FA	Panel for wired remote controller	1
MAC-567IF-E	MELCloud Wi-Fi adapter	1



SUZ-M25/35VA

SUZ-M50VA

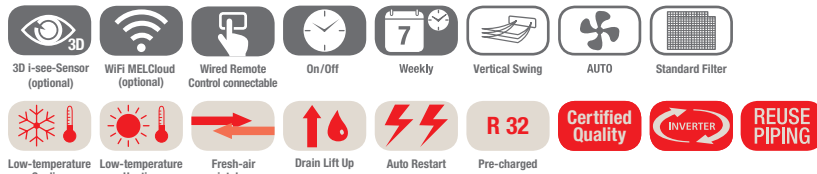
SUZ-M60VA

PAR-SL100A-E

SLZ-M15-60FA

4-way ceiling cassettes

Split inverters / European ceiling grid dimensions / Cooling and heating



SLZ-M ceiling cassettes, cooling/heating

Indoor units		SLZ-M15FA	SLZ-M25FA	SLZ-M35FA	SLZ-M50FA	SLZ-M60FA
Panel including IR remote control		SLP-2FALM	SLP-2FALM	SLP-2FALM	SLP-2FALM	SLP-2FALM
Outdoor units		R32 MXZ	SUZ-M25VA	SUZ-M35VA	SUZ-M50VA	SUZ-M60VA
Cooling	Cooling capacity (kW)	1.5	2.5 (1.4–3.2)	3.5 (0.7–3.9)	4.6 (1.0–5.2)	5.7 (1.5–6.3)
	Power consumption (kW)	–	0.65	1.09	1.35	1.67
	SEER	–	6.3	6.7	6.3	6.2
	Energy efficiency class	–	A++	A++	A++	A++
	Application range (°C)	–	–10~+46	–10~+46	–15~+46	–15~+46
Heating	Heating capacity (kW)	1.7	3.2 (1.3–4.2)	4.0 (1.0–5.0)	5.0 (1.3–5.5)	6.4 (1.6–7.3)
	Power consumption (kW)	–	0.88	1.07	1.56	2.13
	SCOP	–	4.3	4.3	4.2	4.1
	Energy efficiency class	–	A+	A+	A+	A+
	Application range (°C)	–	–10~+24	–10~+24	–10~+24	–10~+24

Indoor units		SLZ-M15FA	SLZ-M25FA	SLZ-M35FA	SLZ-M50FA	SLZ-M60FA
Air volume (cooling mode) (m³/h)	L/H	360/420	360/420	390/510	390/570	420/690
Sound level (dB(A))	L/H	24/28	25/31	25/34	27/39	32/43
Dimensions (mm)*	W/D/H	570/570/245	570/570/245	570/570/245	570/570/245	570/570/245
Dimensions (grille) (mm)**	W/D/H	625/625/10	625/625/10	625/625/10	625/625/10	625/625/10
Weight (incl. grille) (kg)		15.0 (18.0)	15.0 (18.0)	15.0 (18.0)	15.0 (18.0)	15.0 (18.0)
Outdoor units		R32 MXZ	SUZ-M25VA	SUZ-M35VA	SUZ-M50VA	SUZ-M60VA
Airflow cooling/heating (m³/h)		–	2178/2076	2058/1962	2748/2622	3006/3006
Sound pressure level cooling/heating (dB(A))		–	45/46	48/48	48/49	49/51
Dimensions (mm)	W/D/H	–	800/285/550	800/285/550	800/285/714	840/330/880
Weight (kg)		–	30	35	41	54
Refrigeration data						
Total pipe length (m)		–	20	20	30	30
Max. height difference (m)		–	12	12	30	30
Refrigerant type/refrigerant quantity (kg)/max. quantity (kg)		–	R32/0.65/0.91	R32/0.90/1.16	R32/1.20/1.66	R32/1.25/1.71
GWP/CO ₂ equivalent (t)/CO ₂ equivalent max. (t)		–	675/0.44/0.61	675/0.61/0.78	675/0.81/1.12	675/0.84/1.15
Refrigerant pre-filling for (m)		–	7	7	7	7
Top-up quantity of refrigerant (g/m)		–	20	20	20	20
Refrigerant pipe size Ø (mm)	fl. s.	6 10	6 10	6 10	6 12	6 16
Electrical data						
Voltage supply (V, phase, Hz)		220–240, 1, 50	220–240, 1, 50	220–240, 1, 50	220–240, 1, 50	220–240, 1, 50
Operating current (A)		–	3.5	4.9	5.58	9.0
Recommended cable cross-section - supply cable to outdoor unit (mm²)		–	3 x 1.5	3 x 1.5	3 x 2.5	3 x 2.5
Recommended cable cross-section - indoor unit - outdoor unit (mm²)		4 x 1.5	4 x 1.5	4 x 1.5	4 x 1.5	4 x 1.5
Recommended breaker size (A)		–	10	10	20	20

* Required installation height

** Visible height of grille

Sound pressure level of the indoor unit measured centrally at a distance of 1.5 m below the unit in cooling mode
Energy efficiency class on a scale from A+++ to DOur air conditioning equipment and heat pumps contain fluorinated greenhouse gases R410A, R134a, R32.
For further information please see the corresponding operation manual.



Ceiling concealed ducted units SEZ-M

Highlights

- SCOP up to 4.2/SEER up to 6.0
- Energy efficiency class up to A+ / A+
- Sound pressure level from 22 dB(A)
- Refrigerant filling quantity (standard single split) max. 2.37 kg
- External static pressure 5–50 Pa
- Installation height 200 mm



Where air conditioning units should neither be seen nor heard, SEZ-M duct mounted units do their job almost silently and invisibly. The units can be installed in the false ceiling and transport the conditioned air into the room via air apertures and ducts.

External static pressure

- Up to 50 Pa
- Choice of four external static pressures: 5–15–35–50 Pa

Easy to integrate in low ceilings

- Low installation height of just 200 mm

Condensate pump (optional)

- Delivery head up to 55 cm

Three blowing speeds

- Low/Medium/High

Optionally available with wired or infrared remote controller

Air filter

- Standard air filter included in scope of supply
- Plasma Quad Connect filter (optional)

MELCloud Wi-Fi adapter (optional)

Accessories

Type designation	Description	Quantity
PAR-40MAA	Wired remote control Deluxe	1
PAC-YT52CRA	Wired remote control compact	1
PAR-SA9CA-E	Infrared remote control (receiver)	1
PAR-SL97A-E	Infrared remote control (transmitter)	1
PAC-KE07DM-E	Drain pump	1
MAC-567IF-E	MELCloud Wi-Fi adapter	1
MAC-100FT-E*	Plasma Quad Connect (available from May 2021)	1

* Additional installation kit required. Please submit a request (available as of July 2021).



SUZ-M25 / 35VA

SUZ-M50VA

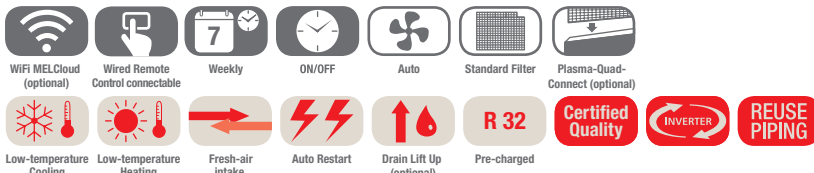
SUZ-M60 / 71VA



R32

SEZ-M25 - 71DA

Ceiling concealed ducted units Split-inverter / Cooling and heating



SEZ-M ducted units, cooling/heating, no remote control included

Indoor units		SEZ-M25DA	SEZ-M35DA	SEZ-M50DA	SEZ-M60DA	SEZ-M71DA
Outdoor units		SUZ-M25VA	SUZ-M35VA	SUZ-M50VA	SUZ-M60VA	SUZ-M71VA
Cooling	Cooling capacity (kW)	2.5 (1.4–3.2)	3.5 (0.7–3.9)	5.0 (1.1–5.6)	6.1 (1.6–6.3)	7.1 (2.2–8.1)
	Power consumption (kW)	0.71	1.00	1.54	1.84	2.15
	SEER	5.3	5.9	6.0	5.5	5.5
	Energy efficiency class	A	A+	A+	A	A
	Application range (°C)	-10~+46	-10~+46	-15~+46	-15~+46	-15~+46
Heating	Heating capacity (kW)	2.9 (1.3–4.2)	4.2 (1.1–5.0)	6.0 (1.5–7.2)	7.4 (1.6–8.0)	8.0 (2.0–10.2)
	Power consumption (kW)	0.80	1.07	1.61	2.04	2.28
	SCOP	3.8	4.1	4.0	4.2	3.9
	Energy efficiency class	A	A+	A+	A+	A
	Application range (°C)	-10~+24	-10~+24	-10~+24	-10~+24	-10~+24

Indoor units		SEZ-M25DA	SEZ-M35DA	SEZ-M50DA	SEZ-M60DA	SEZ-M71DA
Air flow in cooling mode (m³/h)	L / M / H	360/420/540	420/540/660	600/780/900	720/900/1080	720/960/1200
Static pressure (Pa)		5 - 50	5 - 50	5 - 50	5 - 50	5 - 50
Sound level (dB(A))	L / M / H	22/25/29	23/28/33	29/33/36	29/33/37	29/34/39
Dimensions (mm)	W / D / H	790/700/200	990/700/200	990/700/200	1.190/700/200	1.190/700/200
Weight (kg)		18.0	21.0	23.0	27.0	27.0
Outdoor units		SUZ-M25VA	SUZ-M35VA	SUZ-M50VA	SUZ-M60VA	SUZ-M71VA
Airflow cooling / heating (m³/h)		2178/2076	2058/1962	2748/2622	3006/3006	3006/3006
Sound pressure level cooling / heating (dB(A))		45/46	48/48	48/49	49/51	49/51
Dimensions (mm)	W / D / H	800/285/550	800/285/550	800/285/714	840/330/880	840/330/880
Weight (kg)		30	35	41	54	55
Refrigeration data						
Total pipe length (m)		20	20	30	30	30
Max. height difference (m)		12	12	30	30	30
Refrigerant type / refrigerant quantity (kg) / max. quantity (kg)		R32/0.65/0.91	R32/0.90/1.16	R32/1.20/1.66	R32/1.25/1.71	R32/1.45/2.37
GWP / CO ₂ equivalent (t) / CO ₂ equivalent max. (t)		675/0.44/0.61	675/0.61/0.78	675/0.81/1.12	675/0.84/1.15	675/0.98/1.60
Refrigerant pre-filling for (m)		7	7	7	7	7
Top-up quantity of refrigerant (g / m)		20	20	20	20	40
Refrigerant pipe size Ø (mm)	fl. s.	6 10	6 10	6 12	6 16	10 16
Electrical data						
Voltage supply (V, phase, Hz)		220–240, 1, 50	220–240, 1, 50	220–240, 1, 50	220–240, 1, 50	220–240, 1, 50
Operating current (A)		3.5	4.9	5.58	9.0	10.0
Recommended cable cross-section - supply cable to outdoor unit (mm²)		3 x 1.5	3 x 1.5	3 x 2.5	3 x 2.5	3 x 2.5
Recommended cable cross-section - indoor unit - outdoor unit (mm²)		4 x 1.5	4 x 1.5	4 x 1.5	4 x 1.5	4 x 1.5
Recommended breaker size (A)		10	10	20	20	20

Sound pressure level of the indoor unit measured centrally at a distance of 1.5 m below the unit at static pressure of 15 Pa
Energy efficiency class on a scale from A+++ to D

Overview of combination options

Multi-split inverter with indoor units

Selecting suitable indoor units involves observing the individual spatial conditions.

The number of indoor units and the required output are used to determine the right multi-split outdoor unit.

Step 1: selecting indoor unit models for each room.

Wall-mounted units



Truhengerät



Ceiling cassettes



Ceiling concealed unit



Ceiling suspended unit



Step 2: selecting the outdoor unit based on the number of indoor units and total output requirement.

Multi-split outdoor units R410A

For 2 to 8 indoor units



Distributor boxes



PAC-MK33BC

PAC-MK53BC

PAC-LV11M-J

PUMY-P112VKM/YKM
 PUMY-P125VKM/YKM
 PUMY-P140VKM/YKM
 PUMY-SP112VKM/YKM
 PUMY-SP125VKM/YKM
 PUMY-SP140VKM/YKM

Multi-split outdoor units R32

For 2 indoor units



MXZ-2F33VF3
 MXZ-2F42VF3
 MXZ-2F53VF3

For 2 to 3 indoor units



MXZ-3F54VF3
 MXZ-3F68VF3

For 2 to 4 indoor units



MXZ-4F72VF3
 MXZ-4F83VF

For 2 to 5 indoor units



MXZ-5F102VF

For 2 to 6 indoor units



MXZ-6F122VF

Please see the 'MXZ combination tables' for the output tables.

R32: connectable multi-split inverter output classes

Outdoor unit		'Heat pump'-type inverter-controlled models									
		MXZ-2F33VF3 ³	MXZ-2F42VF3 ³	MXZ-2F53VF3 ³	MXZ-3F54VF3 ³	MXZ-3F68VF3 ³	MXZ-4F72VF3 ³	MXZ-4F80VF3 ³	MXZ-4F83VF	MXZ-5F102VF	MXZ-6F122VF
Wall-mounted units	MSZ-LN18VG2(W)(V)(R)(B)	•	•	•	•	•	•	•	•	•	•
	MSZ-LN25VG2(W)(V)(R)(B)	•	•	•	•	•	•	•	•	•	•
	MSZ-LN35VG2(W)(V)(R)(B)		•	•	•	•	•	•	•	•	•
	MSZ-LN50VG2(W)(V)(R)(B)				•	•	•	•	•	•	•
	MSZ-LN60VG2(W)(V)(R)(B)										
	MSZ-EF18VGK(W)(B)(S)	•	•	•	•	•	•	•	•	•	•
	MSZ-EF25VGK(W)(B)(S)	•	•	•	•	•	•	•	•	•	•
	MSZ-EF35VGK(W)(B)(S)		•	•	•	•	•	•	•	•	•
	MSZ-EF42VGK(W)(B)(S)			•	•	•	•	•	•	•	•
	MSZ-EF50VGK(W)(B)(S)			•	•	•	•	•	•	•	•
	MSZ-AP15VGK	•	•	•	•	•	•	•	• ³	• ³	• ³
	MSZ-AP20VGK	•	•	•	•	•	•	•	• ³	• ³	• ³
	MSZ-AP25VGK	•	•	•	•	•	•	•	•	•	•
	MSZ-AP35VGK		•	•	•	•	•	•	•	•	•
	MSZ-AP42VGK			•	•	•	•	•	•	•	•
	MSZ-AP50VGK			•	•	•	•	•	•	•	•
	MSZ-AP60VGK					•	•	•	•	•	•
	MSZ-AP71VGK								•	•	•
Floor-standing unit	MFZ-KT50VG				•	•	•	•	•	•	
	MFZ-KT25VG	•	•	•	•	•	•	•	•	•	
	MFZ-KT35VG		•	•	•	•	•	•	•	•	
	MFZ-KT60VG										
1-way ceiling cassette	MLZ-KP25VF	•	•	•	•	•	•	•	•	•	
	MLZ-KP35VF		•	•	•	•	•	•	•	•	
	MLZ-KP50VF				•	•	•	•	•	•	
4-way ceiling cassette	SLZ-M15FA	•	•	•	•	•	•	• ³	• ³	• ³	
	SLZ-M25FA	•	•	•	•	•	•	•	•	•	
	SLZ-M35FA			•	•	•	•	•	•	•	
	SLZ-M50FA				•	•	•	•	•	•	
Ceiling concealed unit	SEZ-M25DA ²	•	•	•	•	•	•	•	•	•	
	SEZ-M35DA		•	•	•	•	•	•	•	•	
	SEZ-M50DA				•	•	•	•	•	•	
	SEZ-M60DA					•	•	•	•	•	
Ceiling suspended unit	PCA-M50KA				•	•	•				
	PCA-M60KA					•	•				
Ceiling concealed unit	PEAD-M50JA				• ¹	• ¹	• ¹	• ¹			

1 Maximum total current of the indoor units: 3 A or less.

2 SEZ-M25 cannot be connected to MXZ-2F/3F/4F if the total output of the connected indoor units corresponds to the output of the outdoor units (output ratio of 1).

3 Not designed for operation with an individual indoor unit and 1-to-1 piping. Please install at least two indoor units.

R32

MXZ-2F33-53VF3

MXZ-3F54/68VF3 / MXZ-4F72/80VF3

Multi-split inverters

for 2 to 4 indoor units / Cooling and heating

Low-temperature
CoolingLow-temperature
Heating

Auto Restart



Pre-charged

Certified
Quality

INVERTER

REUSE
PIPING

MXZ multi-split inverter outdoor units, cooling/heating

Outdoor units		MXZ-2F33VF3	MXZ-2F42VF3	MXZ-2F53VF3	MXZ-3F54VF3	MXZ-3F68VF3	MXZ-4F72VF3	MXZ-4F80VF3
Cooling	Cooling capacity (kW)	3,3 (1,1-3,8)	4,2 (1,1-4,4)	5,3 (1,1-5,6)	5,4 (2,9-6,8)	6,8 (2,9-8,4)	7,2 (3,7-8,8)	8,0 (3,7-9,0)
	Power consumption (kW)	0,8	0,98	1,4	1,32	1,84	1,85	2,25
	SEER	6,13	8,69	8,63	8,52	7,96	8,13	7,55
	Energy efficiency class	A++	A+++	A+++	A+++	A++	A++	A++
	Application range (°C)	-10~+46	-10~+46	-10~+46	-10~+46	-10~+46	-10~+46	-10~+46
Heating	Heating capacity (kW)	4,0 (1,0-4,1)	4,5 (1,0-4,8)	6,4 (1,0-7,0)	7,0 (2,6-9,0)	8,6 (2,6-10,6)	8,6 (3,4-10,7)	8,8 (3,4-11,0)
	Power consumption (kW)	0,91	0,88	1,56	1,40	1,91	1,87	2,0
	SCOP	4,16	4,60	4,60	4,61	4,12	4,07	4,07
	Energy efficiency class	A+	A++	A++	A++	A+	A+	A+
	Application range (°C)	-15~+24	-15~+24	-15~+24	-15~+24	-15~+24	-15~+24	-15~+24

Outdoor units		MXZ-2F33VF3	MXZ-2F42VF3	MXZ-2F53VF3	MXZ-3F54VF3	MXZ-3F68VF3	MXZ-4F72VF3	MXZ-4F80VF3
Airflow (m³/h)		1974	1662	1974	2526	2526	2526	2562
Sound pressure level cooling/heating (dB(A))		49/50	44/50	46/51	46/50	48/53	48/54	50/55
Dimensions (mm) W/D/H		800/285/550	800/285/550	800/285/550	840/330/710	840/330/710	840/330/710	840/330/710
Weight (kg)		33	37	37	58	58	59	59
Connectable indoor units (number)		2	2	2	2-3	2-3	2-4	2-4
Refrigeration data								
Total pipe length (m)*		20/15**	30/20**	30/20**	50/25**	60/25**	60/25**	60/25**
Max. height difference (m)		10	15/10*	15/10*	15/10*	15/10*	15/10*	15/10*
Refrigerant type/refrigerant quantity (kg)/max. quantity (kg)		R32/0.80/0.80	R32/1.0/1.0	R32/1.0/1.0	R32/2.4/2.4	R32/2.4/2.4	R32/2.4/2.4	R32/2.4/2.4
GWP/CO ₂ equivalent (t)/CO ₂ equivalent max. (t)		675/0.54/0.54	675/0.675/0.675	675/0.675/0.675	675/1.62/1.62	675/1.62/1.62	675/1.62/1.62	675/1.62/1.62
Refrigerant pre-filling for (m)		20	30	30	50	60	60	60
Top-up quantity of refrigerant (kg)		-	-	-	-	-	-	-
Refrigerant pipe size Ø (mm)		fl. 2 x 6 s. 2 x 10	2 x 6 2 x 10	2 x 6 2 x 10	3 x 6 3 x 10	3 x 6 3 x 10	4 x 6 1 x 12/3 x 10	4 x 6 1 x 12/3 x 10
Electrical data								
Voltage supply (V, phase, Hz)		220-240, 1, 50	220-240, 1, 50	220-240, 1, 50	220-240, 1, 50	220-240, 1, 50	220-240, 1, 50	220-240, 1, 50
Operating current cooling/heating (A)		4.3/4.6	4.9/4.4	6.5/7.5	6.0/6.4	8.4/8.8	8.5/8.6	10.3/9.2
Recommended cable cross-section - supply cable to outdoor unit (mm²)		3 x 1.5	3 x 2.5	3 x 2.5	3 x 2.5	3 x 2.5	3 x 2.5	3 x 2.5
Recommended cable cross-section - indoor unit - outdoor unit (mm²)		4 x 1.5	4 x 1.5	4 x 1.5	4 x 1.5	4 x 1.5	4 x 1.5	4 x 1.5
Max. operating current (A)		10.0	12.2	12.2	18.0	18.0	18.0	18.0
Recommended breaker size (A)		16	16	16	25	25	25	25

* 15 m if the outdoor unit is located below; 10 m if the outdoor unit is located above the indoor units

Energy efficiency class on a scale from A+++ to D

** per connected indoor unit

► The multi-split systems of the MXZ series operate in either cooling or heating mode.



MXZ-4F83VF

MXZ-5F102VF

MXZ-6F122VF

Multi-split inverters for 2 to 6 indoor units / Cooling and heating



MXZ multi-split inverter outdoor units, cooling/heating

Outdoor units		MXZ-4F83VF	MXZ-5F102VF	MXZ-6F122VF
Cooling	Cooling capacity (kW)	8.3 (3.7–9.2)	10.2 (3.9–11.0)	12.2 (3.5–13.5)
	Power consumption (kW)	1.97	2.8	3.66
	SEER	8.51	8.21	7.65
	Energy efficiency class	A+++	A++	–
	Application range (°C)	–10~+46	–10~+46	–10~+46
Heating	Heating capacity (kW)	9.0 (3.4–11.6)	10.5 (4.1–14.0)	14.0 (3.5–16.5)
	Power consumption (kW)	2.00	2.28	3.31
	SCOP	4.72	4.56	4.65
	Energy efficiency class	A++	A++	–
	Application range (°C)	–15~+24	–15~+24	–15~+24

Outdoor units		MXZ-4F83VF	MXZ-5F102VF	MXZ-6F122VF
Airflow (m³/h)		2526	3396	4194
Sound pressure level cooling/heating (dB(A))		49/50	53/55	55/57
Dimensions (mm)	W/D/H	950/330/796	950/330/796	950/330/1.048
Weight (kg)		62	62	87
Connectable indoor units (number)		1–4**	1–5**	1–6**
Refrigeration data				
Total pipe length (m)		70/25*	80/25*	80/25*
Max. height difference (m)		15	15	15
Refrigerant type/refrigerant quantity (kg)/max. quantity (kg)		R32/2.4/2.4	R32/2.4/2.4	R32/2.4/2.4
GWP/CO ₂ equivalent (t)/CO ₂ equivalent max. (t)		675/1.62/1.62	675/1.62/1.62	675/1.62/1.62
Refrigerant pre-filling for (m)		70	80	80
Top-up quantity of refrigerant (g/m)		–	–	–
Refrigerant pipe size Ø (mm)	fl. s.	4 x 6 1 x 12/3 x 10	5 x 6 1 x 12/4 x 10	6 x 6 1 x 12/5 x 10
Electrical data				
Voltage supply (V, phase, Hz)		220–240, 1, 50	220–240, 1, 50	220–240, 1, 50
Operating current cooling/heating (A)		8.7/8.8	12.3/10	16.1/14.5
Recommended cable cross-section - supply cable to outdoor unit (mm²)		3 x 2.5	3 x 2.5	3 x 4
Recommended cable cross-section - indoor unit - outdoor unit (mm²)		4 x 1.5	4 x 1.5	4 x 1.5
Max. operating current (A)		21.4	21.4	29.8
Recommended breaker size (A)		25	25	32

* per connected indoor unit

** 1-port connection only possible with sizes >25

Energy efficiency class on a scale from A+++ to D
Supply of MXZ-4F83VF subject to limited stock availability

► The multi-split systems of the MXZ series operate in either cooling or heating mode.



PUMY-P112-140VKM/YKM

Multi-split inverters for 2 to 8 indoor units / Cooling and heating



PUMY multi-split inverter outdoor units, cooling/heating

Outdoor units		PUMY-P112VKM	PUMY-P112YKM	PUMY-P125VKM	PUMY-P125YKM	PUMY-P140VKM	PUMY-P140YKM
Cooling	Cooling capacity (kW)	12.5	12.5	14.0	14.0	15.5	15.5
	Power consumption (kW)	2.79	2.79	3.46	3.46	4.52	4.52
	EER/SEER	4.48/6.55	4.48/6.55	4.05/6.6	4.05/6.6	3.43/6.25	3.43/6.25
Heating	Heating capacity (kW)	14.0	14.0	16.0	16.0	18.0	18.0
	Power consumption (kW)	3.04	3.04	3.74	3.74	4.47	4.47
	COP/SCOP	4.61/4.64	4.61/4.64	4.28/4.63	4.28/4.63	4.03/4.42	4.03/4.42

Outdoor units		PUMY-P112VKM	PUMY-P112YKM	PUMY-P125VKM	PUMY-P125YKM	PUMY-P140VKM	PUMY-P140YKM
Airflow (m ³ /h)		6600	6600	6600	6600	6600	6600
Sound pressure level cooling/heating (dB(A))		49/51	49/51	50/52	50/52	51/53	51/53
Dimensions (mm)	W/D/H	1.050/330+30/1.338	1.050/330+30/1.338	1.050/330+30/1.338	1.050/330+30/1.338	1.050/330+30/1.338	1.050/330+30/1.338
Weight (kg)		123	125	123	125	123	125
Refrigeration data							
Maximum cable length with junction box (m)		150	150	150	150	150	150
Max. pipe length distributor / indoor units (m)		95	95	95	95	95	95
Max. height difference indoor units / distributor (m)		15/12	15/12	15/12	15/12	15/12	15/12
Refrigerant type/refrigerant quantity (kg) / max. quantity (kg)		R410A/4.80/18.60	R410A/4.80/18.60	R410A/4.80/18.60	R410A/4.80/18.60	R410A/4.80/18.60	R410A/4.80/18.60
GWP/CO ₂ equivalent (t) / CO ₂ equivalent max. (t)		2088/10.02/38.83	2088/10.02/38.83	2088/10.02/38.83	2088/10.02/38.83	2088/10.02/38.83	2088/10.02/38.83
Refrigerant pipe size Ø (mm)	fl.	10	10	10	10	10	10
	s.	16	16	16	16	16	16
Refrigeration connections to indoor units with junction box Ø (mm)	fl.	3 x 6-5 x 6	3 x 6-5 x 6	3 x 6-5 x 6	3 x 6-5 x 6	3 x 6-5 x 6	3 x 6-5 x 6
	s.	3 x 10-4 x 10 + 1 x 12	3 x 10-4 x 10 + 1 x 12	3 x 10-4 x 10 + 1 x 12	3 x 10-4 x 10 + 1 x 12	3 x 10-4 x 10 + 1 x 12	3 x 10-4 x 10 + 1 x 12
Electrical data							
Voltage supply (V, phase, Hz)		220-240, 1, 50	380-415, 3+N, 50	220-240, 1, 50	380-415, 3+N, 50	220-240, 1, 50	380-415, 3+N, 50
Operating current cooling/heating (A)		12.87/14.03	4.46/4.86	15.97/17.26	5.53/5.98	20.86/20.63	7.23/7.15
Recommended breaker size (A)		32	16	32	16	32	16
Connectable indoor units (number / type)		2-8/15-100	2-8/15-100	2-8/15-100	2-8/15-100	2-8/15-100	2-8/15-100

- The multi-split systems of the PUMY series operate in either cooling or heating mode. At least 2 indoor units need to be connected.
- Required branch boxes PAC-MK34/54, see page 50



PUMY-SP112-140VKM/YKM

Multi-split inverters for 2 to 8 indoor units/Cooling and heating



PUMY multi-split inverter outdoor units, cooling/heating

Outdoor units		PUMY-SP112VKM	PUMY-SP112YKM	PUMY-SP125VKM	PUMY-SP125YKM	PUMY-SP140VKM	PUMY-SP140YKM
Cooling	Cooling capacity (kW)	12.5	12.5	14.0	14.0	15.5	15.5
	Power consumption (kW)	3.10	3.10	3.84	3.84	4.70	4.70
	EER/SEER	4.03/6.61	4.03/6.61	3.65/6.6	3.65/6.6	3.30/6.38	3.30/6.38
Heating	Heating capacity (kW)	14.0	14.0	16.0	16.0	16.5	16.5
	Power consumption (kW)	3.17	3.17	3.90	3.90	4.02	4.02
	COP/SCOP	4.42/3.98	4.42/3.98	4.10/3.93	4.10/3.93	4.10/3.90	4.10/3.90

Outdoor units		PUMY-SP112VKM	PUMY-SP112YKM	PUMY-SP125VKM	PUMY-SP125YKM	PUMY-SP140VKM	PUMY-SP140YKM
Airflow (m ³ /h)		4620	4620	4860	4820	4860	4820
Sound pressure level cooling/heating (dB(A))		52/54	52/54	53/56	53/56	54/56	54/56
Dimensions (mm)	W/D/H	1.050/330+40/981	1.050/330+40/981	1.050/330+40/981	1.050/330+40/981	1.050/330+40/981	1.050/330+40/981
Weight (kg)		93	94	93	94	93	94
Refrigeration data							
Maximum cable length with junction box (m)		120	120	120	120	120	120
Max. pipe length distributor / indoor units (m)		95	95	95	95	95	95
Max. height difference indoor units / distributor (m)		15/12	15/12	15/12	15/12	15/12	15/12
Refrigerant type/refrigerant quantity (kg) / max. quantity (kg)		R410A/3.5/12.5	R410A/3.5/12.5	R410A/3.5/12.5	R410A/3.5/12.5	R410A/3.5/12.5	R410A/3.5/12.5
GWP/CO ₂ equivalent (t) / CO ₂ equivalent max. (t)		2088/7.31/26.1	2088/7.31/26.1	2088/7.31/26.1	2088/7.31/26.1	2088/7.31/26.1	2088/7.31/26.1
Refrigerant pipe size Ø (mm)	fl.	10	10	10	10	10	10
	s.	16	16	16	16	16	16
Refrigeration connections to indoor units with junction box Ø (mm)	fl.	3 x 6-5 x 6	3 x 6-5 x 6	3 x 6-5 x 6	3 x 6-5 x 6	3 x 6-5 x 6	3 x 6-5 x 6
	s.	3 x 10-4 x 10 + 1 x 12	3 x 10-4 x 10 + 1 x 12	3 x 10-4 x 10 + 1 x 12	3 x 10-4 x 10 + 1 x 12	3 x 10-4 x 10 + 1 x 12	3 x 10-4 x 10 + 1 x 12
Electrical data							
Voltage supply (V, phase, Hz)		220-240, 1, 50	380-415, 3+N, 50	220-240, 1, 50	380-415, 3+N, 50	220-240, 1, 50	380-415, 3+N, 50
Operating current cooling/heating (A)		12.87/14.03	4.46/4.86	15.97/17.26	5.53/5.98	20.86/20.63	7.23/7.15
Recommended breaker size (A)		32	16	32	16	32	16
Connectable indoor units (number / type)		2-8/15-100	2-8/15-100	2-8/15-100	2-8/15-100	2-8/15-100	2-8/15-100

- The multi-split systems of the PUMY series operate in either cooling or heating mode. At least 2 indoor units need to be connected.
- Required branch boxes PAC-MK34/54, see page 50



PAC-LV11M-J

PAC-MK54BC

PAC-MK34BC

Multi-split branch boxes For City Multi outdoor units

Advantages

- A customary tee can be used to connect the two branch boxes.

LEV-Kit PAC-LV11M-J / PAC-MK34BC / PAC-MK54BC

The connection kits make it possible to connect indoor units from the M series and Mr. Slim series to City Multi VRF units. The advantage for users lies in the significantly larger choice of possible indoor units. In addition to the electronic expansion valve, the LEV kit contains a control board and an address board for the precise addressing of each indoor unit used.

Branch boxes for PUMY outdoor units

Designation of branch boxes	PAC-MK34BC	PAC-MK54BC	PAC-LV11M-J
Dimensions (mm)	W	450	180
	D	280	210
	H	170	140
Weight (kg)	6.7	7.4	1.3
Voltage supply (V, phase, Hz)	220–240, 1, 50	220–240, 1, 50	220–240, 1, 50
Connectable indoor units (number)	1–3	1–5	1
Connectable indoor units (power)	15–100*	15–100*	15–50

* per indoor unit

The LEV kit can be mounted on the indoor unit itself or up to 15 m away, e.g. in a false ceiling outside the room that is to be air conditioned. The connection kits require a voltage supply (230 V, 50 Hz, 1 phase) and also supply voltage to the connected indoor unit. The insulated housing is impervious to vapour diffusion and does not require a condensate drain.

Compatibility tables

Via PAC-LV11M-J to PUMY-P

Unit	Type	Indoor unit performance index								
		15	18	20	25	35	42	50	60	71
Wall-mounted units	MSZ-LN-VG2				•	•		•		
Wall-mounted units	MSZ-AP-VGK	•		•	•	•	•	•		
Wall-mounted units	MSZ-EF-VGK		•		•	•	•	•		
Floor-standing units	MFZ-KT-VG				•	•		•		

Via PAC-LV11M-J to PUMY-SP

Unit	Type	Indoor unit performance index								
		15	18	20	25	35	42	50	60	71
Wall-mounted units	MSZ-LN-VG2				•	•		•		
Wall-mounted units	MSZ-AP-VGK	•		•	•	•	•	•		
Wall-mounted units	MSZ-EF-VGK		•		•	•	•	•		
Floor-standing units	MFZ-KT-VG				•	•		•		

Via PAC-LV11M-J to PUHY-P/-EP**YNW, PURY-P/PURY-EP**YNW, PQHY-P**YLMA, PQRY-P**YLMA

Unit	Type	Indoor unit performance index								
		15	18	20	25	35	42	50	60	71
Wall-mounted units	MSZ-LN-VG2				•	•		•		
Wall-mounted units	MSZ-AP-VGK	•		•	•	•	•	•		

Via PAC-MK33/53BC an PUMY-P

Unit	Type	Indoor unit performance index								
		15	18	20	25	35	42	50	60	71
Wall-mounted units	MSZ-LN-VG2				•	•		•		
Wall-mounted units	MSZ-AP-VGK	•		•	•	•	•	•		
Wall-mounted units	MSZ-EF-VGK		•		•	•	•	•		
Floor-standing units	MFZ-KT-VG				•	•		•		
1-way ceiling cassettes	MLZ-KP-VF				•	•		•		
Concealed ducted units	SEZ-M-DA				•	•		•	•	•
4-way ceiling cassettes	SLZ-M-FA	•			•	•		•		

Via PAC-MK33/53BC to PUMY-SP

Unit	Type	Indoor unit performance index								
		15	18	20	25	35	42	50	60	71
Wall-mounted units	MSZ-LN-VG2				•	•		•		
Wall-mounted units	MSZ-AP-VGK	•		•	•	•	•	•		
Wall-mounted units	MSZ-EF-VGK		•		•	•	•	•		
Floor-standing units	MFZ-KT-VG				•	•		•		
1-way ceiling cassettes	MLZ-KP-VF				•	•		•		
Concealed ducted units	SEZ-M-DA				•	•		•	•	•
4-way ceiling cassettes	SLZ-M-FA	•			•	•		•		

Refrigerant top-up charge quantities

Outdoor units

Refrigerant charge quantities with R32

- The single-split outdoor units are precharged for a pipe length of 7-15 m (single path length).
- The multi-split outdoor units have a refrigerant precharge for up to 20 m or 60 m.
- For greater pipe lengths, refrigerant quantities are required according to the table below.

Singlesplit R32

Outdoor units	Refrigerant charge quantity (one way) in kg					
	7 m	10 m	15 m	20 m	25 m	30 m
MUZ-LN25VG2	–	0,80*	0,90	1,00	–	–
MUZ-LN35VG2	–	0,85*	0,95	1,05	–	–
MUZ-LN50VG2	–	–	1,25*	1,35	–	–
MUZ-LN60VG	1,45*	1,51	1,61	1,71	1,81	1,91
MUZ-AP20VG	0,55*	0,61	0,71	0,81	–	–
MUZ-AP25/35VG	0,55*	0,61	0,71	0,81	–	–
MUZ-AP42VG	0,70*	0,76	0,86	0,96	–	–
MUZ-AP50VG	1,00*	1,06	1,16	1,26	–	–
MUZ-AP60VG	–	–	1,05*	1,15	1,25	1,35
MUZ-AP71VG	–	–	1,50*	1,60	1,70	1,80
MUZ-EF25VG	0,80*	0,89	1,04	1,19	–	–
MUZ-EF35VG	1,15*	1,24	1,39	1,54	–	–
MUZ-EF42VG	1,15*	1,24	1,39	1,54	–	–
MUZ-EF50VG	1,45*	1,51	1,61	1,71	1,81	1,91
SUZ-M25VA	0,65*	0,71	0,81	0,91	–	–
SUZ-M35VA	0,90*	0,96	1,16	1,16	1,16	–
SUZ-M50VA	1,20*	1,26	1,36	1,46	1,56	1,66
SUZ-M60VA	1,25*	1,31	1,41	1,61	1,71	1,71
SUZ-M71VA	1,45*	1,57	1,77	1,97	2,17	2,37

* Refrigerant precharge

PUMY-P112/125/140VKM/YKM / PUMY-SP112/125/140VKM/YKM

Precharge of outdoor units

The outdoor units are factory precharged with the refrigerant quantities listed in the table below. Since the pipe lengths and the number of indoor units are not taken into account in these quantities, refrigerant must be added accordingly when the system is configured.

$$\text{Additional charge quantity F} = \text{Sum of all pipes Dia. 6.0 mm (in m) x 19 g/m} + \text{Sum of all pipes Dia. 10.0 mm (in m) x 50g/m} + \begin{array}{l} \text{Total cooling capacity of} \\ \text{connected indoor units} \end{array} \begin{array}{l} \text{Additional quantity for indoor} \\ \text{units} \end{array}$$

bis 8,0 kW	1,5 kg
8,1 bis 16,0 kW	2,5 kg
ab 16,1 kW	3,0 kg

Outdoor units	Factory charge quantity
PUMY-P112	4,8 kg
PUMY-P125	4,8 kg
PUMY-P140	4,8 kg
PUMY-SP112	3,5 kg
PUMY-SP125	3,5 kg
PUMY-SP140	3,5 kg



PAR-CT01MAA



PAR-40MAA



ME-AC/KNX1 / ME-AC/MBS1



MAC-334IF-E



MAC-397IF-E

Optional interfaces

The new generation of M-series inverters is supplied with the new A-Control. The A-Control offers the benefit of expanded communication between the indoor and outdoor unit. This means that fault notifications from the indoor unit can be displayed on the outdoor unit and vice versa. In addition, the indoor units can be equipped with optional interfaces. Three interfaces are available:

1. MAC-334IF-E interface for integrating M-series inverter indoor units into a City Multi bus system (M-Net)

Thanks to this optional interface, the operation and monitoring of the M-series units can also be handled by the City Multi M-Net data bus and its system controllers. This makes it possible for the M-series units to be operated via a City Multi controller without being incorporated into a City Multi bus system. However, an additional power supply (PAC-SC-51KUA) is required to provide the necessary voltage in this context.

The following external actuation options are available:

- Connecting a wired remote controller

2. MAC-397IF-E interface for connecting the M-series inverter indoor units

The following external actuation options are available:

- Remote on/off control
- Output of operation notification or fault notification (only one output is possible)
- Locking of the on/off function on the local remote controller
- Operating mode change, cooling/heating
- Target temperature change

3. ME-AC/KNX1, ME-AC/MBS1 or ME-AC-BAC-1 interface for integrating the M-series inverter indoor units into a building management system based on KNX (TP), Modbus or BACnet

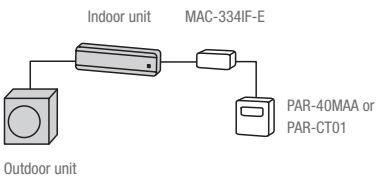
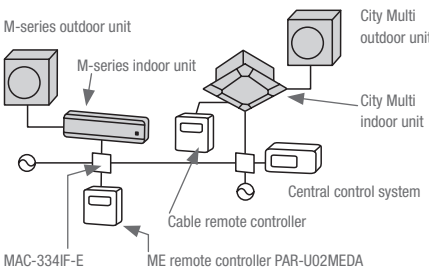
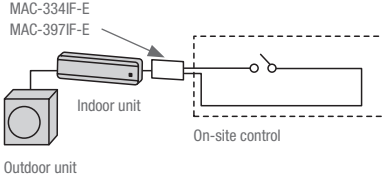
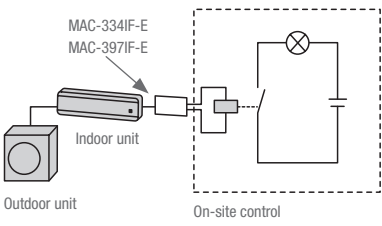
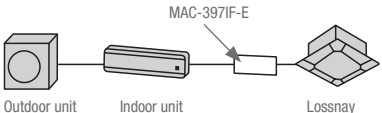
This optional interface also makes it possible to control the M-series inverter directly via KNX (TP), Modbus or BACnet. As the interface voltage supply is handled via the M-series indoor unit, an external voltage source is not required.

The interfaces support the following functions:

- Remote on/off function
- Mode pre-selection, heating/cooling/ventilation
- Setting the target temperature
- Fan stage pre-selection

Depending on the type of KNX (TP), Modbus or BACnet system present on site, it is possible that certain functions may be limited or unavailable..

Overview of control systems Inverter

System	Example system	Connection	Functions	Accessories required
Cable remote controller Air conditioning unit operated via cable remote controller with integrated weekly timer.	 <p>Indoor unit MAC-334IF-E PAR-40MAA or PAR-CT01 Outdoor unit</p>	An interface can be used to connect a cable remote controller.	<ul style="list-style-type: none"> • Mode change • Target temperature setting • Fan stage setting • Blow-out direction • Weekly timer operation 	MAC-334IF-E Interface PAR-40MAA or PAR-CT01 Deluxe cable remote controller
M-Net centralised remote controller The air conditioning unit can be integrated into M-Net and operated with City Multi control units.	 <p>M-series outdoor unit City Multi outdoor unit M-series indoor unit City Multi indoor unit Central control system Cable remote controller ME remote controller PAR-U02MEDA MAC-334IF-E</p>	M-Net integration via interface	<ul style="list-style-type: none"> • Individual switch-on/switch-off and centralised switch-off possible. • Mode, fan stage, temperature, air direction and timer can be controlled individually. 	MAC-334IF-E M-NET interface Central control system City Multi
Remote on/off control via external on-site contact (can be combined with operation notification).	 <p>MAC-334IF-E MAC-397IF-E Indoor unit On-site control Outdoor unit</p>	The interface is connected to the air conditioning unit and the external contact is hooked up to the interface.	<ul style="list-style-type: none"> • Remote on/off switching operation 	MAC-397IF-E or MAC-334IF-E Interface Potential-free contact (implemented on site)
Operation/fault notification The status of the air conditioning unit can be displayed (and combined with remote on/off control).	 <p>MAC-334IF-E MAC-397IF-E Indoor unit On-site control Outdoor unit</p>	The interface is connected to the indoor unit and issues a 12 V signal that can be processed externally.	<ul style="list-style-type: none"> • MAC-397IF-E for external display of operation (on/off) or air conditioning unit fault (only one of the two functions can be selected). • MAC-334IF-E for external display of operation (on/off) and air conditioning unit fault (both functions can be selected). 	MAC-397IF-E Interface Component for operating status display (implemented on site, e.g. 12 V DC relay, signal lamp)
Activation of Lossnay ventilation unit	 <p>MAC-334IF-E MAC-397IF-E Outdoor unit Indoor unit Lossnay</p>	A Lossnay unit can be connected to the indoor unit via the interface.	<ul style="list-style-type: none"> • Lossnay is started when the air conditioning unit is switched on. 	MAC-397IF-E or MAC-334IF-E Interface Cable connection to Lossnay (implemented on site)

Further information is provided in the Mitsubishi Electric manuals.

Overview of accessories

Indoor units	Filter		General accessories				Control accessories						Cable remote controller			Radio remote controller and infrared receiver					
	Plasma odour filter (10x)	Silver-ionized air purification filter (10x)	Plasma-Quad-Connect	3D i-see sensor	Condensate pump	M-Net interface with MXZ/SUZ	Interface for forming groups with SUZ/MXZ	MELCloud Wi-Fi adapter	External temperature sensor	Remote on/off adapter	Remote monitoring adapter	Adapter for remote monitoring (12 V signal output)	Deluxe	Compact	Touch	Set (transmitter + receiver)	Standard transmitter	Deluxe transmitter	Receiver	Remote controller holder*	
	MAC-3010FT-E	MAC-**	MAC-100FT-E	PAC-SF1ME-E	PAC-KE07DM-E	MAC-334IF-E	MAC-397IF-E	MAC-567IF-E	PAC-SE41TS-E	PAC-SE55RA-E	PAC-SF40RM-E	PAC-SA88HA-E	PAR-40MAA	PAC-YT-52CRA	PAR-CT01	PAR-SL94B-E	PAR-SL97A-E	PAR-SL100A-E	PAR-**	MAC-**	
Wall-mounted units																					
MSZ-LN18VG2(W)(V)(B)(R)	•		2390FT-E	•			•	•	integrated					• ¹	• ¹	• ¹				1300RC/286RH	
MSZ-LN25VG2(W)(V)(B)(R)	•		2390FT-E	•			•	•	integrated					• ¹	• ¹	• ¹				1300RC/286RH	
MSZ-LN35VG2(W)(V)(B)(R)	•		2390FT-E	•			•	•	integrated					• ¹	• ¹	• ¹				1300RC/286RH	
MSZ-LN50VG2(W)(V)(B)(R)	•		2390FT-E	•			•	•	integrated					• ¹	• ¹	• ¹				1300RC/286RH	
MSZ-LN60VG2(W)(V)(B)(R)	•		2390FT-E	•			•	•	integrated					• ¹	• ¹	• ¹				1300RC/286RH	
MSZ-AP15VGK				•			•	•	integrated					• ¹	• ¹	• ¹				1300RC	
MSZ-AP20VGK				•			•	•	integrated					• ¹	• ¹	• ¹				1300RC	
MSZ-AP25VGK			2370-FT-E	•			•	•	integrated					• ¹	• ¹	• ¹				1300RC	
MSZ-AP35VGK			2370-FT-E	•			•	•	integrated					• ¹	• ¹	• ¹				1300RC	
MSZ-AP42VGK			2370-FT-E	•			•	•	integrated					• ¹	• ¹	• ¹				1300RC	
MSZ-AP50VGK			2370-FT-E	•			•	•	integrated					• ¹	• ¹	• ¹				1300RC	
MSZ-AP60VGK			2360FT-E	•			•	•	integrated					• ¹	• ¹	• ¹				1300RC	
MSZ-AP71VGK			2360FT-E	•			•	•	integrated					• ¹	• ¹	• ¹				1300RC	
MSZ-EF18VGK (W)(B)(S)			2370FT-E	•			•	•	integrated					• ¹	• ¹	• ¹				1300RC	
MSZ-EF25VGK (W)(B)(S)			2370FT-E	•			•	•	integrated					• ¹	• ¹	• ¹				1300RC	
MSZ-EF35VGK (W)(B)(S)			2370FT-E	•			•	•	integrated					• ¹	• ¹	• ¹				1300RC	
MSZ-EF42VGK (W)(B)(S)			2370FT-E	•			•	•	integrated					• ¹	• ¹	• ¹				1300RC	
MSZ-EF50VGK (W)(B)(S)			2370FT-E	•			•	•	integrated					• ¹	• ¹	• ¹				1300RC	
Floor-standing units																					
MFZ-KT25VG			2370-FT-E				•	•						• ¹	• ¹	• ¹					
MFZ-KT35VG			2370-FT-E				•	•						• ¹	• ¹	• ¹					
MFZ-KT50VG			2370-FT-E				•	•						• ¹	• ¹	• ¹					
MFZ-KT60VG			2370-FT-E				•	•						• ¹	• ¹	• ¹					
1-way ceiling cassette																					
MLZ-KP25VF			2370-FT-E				•	•						• ¹	• ¹	• ¹					
MLZ-KP35VF			2370-FT-E				•	•						• ¹	• ¹	• ¹					
MLZ-KP50VF			2370-FT-E				•	•						• ¹	• ¹	• ¹					
4-way ceiling cassette																					
SLZ-M15FA				•			•	•	•	•	•	•	•	• ²	•	•	•	•	•	• ³	SF9FA
SLZ-M25FA				•			•	•	•	•	•	•	•	• ²	•	•	•	•	•	• ³	SF9FA
SLZ-M35FA				•			•	•	•	•	•	•	•	• ²	•	•	•	•	•	• ³	SF9FA
SLZ-M50FA				•			•	•	•	•	•	•	•	• ²	•	•	•	•	•	• ³	SF9FA
SLZ-M60FA				•			•	•	•	•	•	•	•	• ²	•	•	•	•	•	• ³	SF9FA
Ceiling concealed units																					
SEZ-M25DA			• ⁶		•	•	•	•	•	•	•	•	•	• ²	•	•	•	•	•	•	SA9CA-E
SEZ-M35DA			• ⁶		•	•	•	•	•	•	•	•	•	• ²	•	•	•	•	•	•	SA9CA-E
SEZ-M50DA			• ⁶		•	•	•	•	•	•	•	•	•	• ²	•	•	•	•	•	•	SA9CA-E
SEZ-M60DA			• ⁶		•	•	•	•	•	•	•	•	•	• ²	•	•	•	•	•	•	SA9CA-E
SEZ-M71DA			• ⁶		•	•	•	•	•	•	•	•	•	• ²	•	•	•	•	•	•	SA9CA-E

¹ MAC-397IF-E required

² Cannot be used with infrared remote controller

³ Group control cannot be used

⁴ MAC1300RC in a pack of 15; MAC-286RH in a pack of 10

⁵ 1300RCis only required for MSZ-LN**(W)

⁶ Additional installation kit required. Please submit a request

Outdoor units	Options	Air panels	Wind protection panels	Condensate drain set	Condensate tray
			MAC-889SG MAC-886SG-E	PAC-SH95AG-E	PAC-SG61DS-E
Multi Split Inverter					
PUMY-P112			2x per outdoor unit	•	•
PUMY-P125			2x per outdoor unit	•	•
PUMY-P140			2x per outdoor unit	•	•

Framework conditions

M-series**Measurement conditions for Mitsubishi Electric air conditioning units**

Cooling	Indoors:	27 °C	(dry)
		19 °C	(damp)
	Outdoors:	35 °C	(dry)
		24 °C	(damp)

Heating	Indoors:	20 °C	(dry)
		7 °C	(dry)
	Outdoors:	6 °C	(damp)

Refrigerant pipe length (one way) 5 m, $\Delta H = 0$ m. Sound pressure level measured in free field, outdoor unit measuring point 1 m away from and 1 m above the unit. Indoor unit conditions depend on the unit type; see technical data.

Type key**Split indoor unit**

M	Series M = M-series, S = S-series
S	Model S = wall-mounted unit, F = floor-standing unit E = ceiling concealed unit, L = ceiling cassette
Z	Inverter heat pump
S	Design G = Standard, F = Deluxe, S = Compact, E = Premium L = Diamond
F	Generation A = basic model, B, C, D, ... = successor models
25	Cooling output = 2.5 kW
V	230 V, 50 Hz
E/A	R410A and new A-CONTROL
G	R32 and new A-CONTROL

Split outdoor unit

M	Series M = M-series, S = S-series
X	X = multi-split, U = single-split
Z	Inverter heat pump
3	Max. no. of connectable indoor units
D	Generation A = basic model, B, C, D, ... = successor models
54	Cooling output = 5.4 kW
V	230 V, 50 Hz
E/A	R410A and new A-CONTROL
F	R32 and new A-CONTROL

Contents

General product information

Benefits and properties	58
Series innovations	60
Use in technology rooms	61
Overview of functions	62
Overview of indoor units	64
Overview of outdoor units	65

Indoor units

4-way ceiling cassettes (PLA-ZM/PLA-M)	66
Ceiling suspended units (PCA-M)	70
Wall-mounted units (PKA-M)	74
Floor-mounted units (PSA-RP)	78
Ceiling concealed units (PEAD-M/PEA-M)	80

System solutions

Door air curtain and heat pump	86
Connection kits for external ventilation systems	88

Product sets	89
---------------------	----

Additional information

Overview of control systems	92
Refrigerant charge quantities	93
Duo, Trio, Quattro	95
Accessories for indoor units	99
Accessories for outdoor units	100
Control accessories	101
Overview of accessories	102
Framework conditions, type keys	104



Benefits and properties

The series for commercial applications

The air conditioning units in the Mr. Slim series are ideal for medium-sized rooms and can be installed as a single-split or multi-split parallel combination. The Mr. Slim series is synonymous with ultra energy-efficient and high-performance air conditioning units for easy integration into difficult environments. Mr. Slim air conditioning systems are used in a variety of settings, including doctors' practices, server rooms, offices, shops and restaurants, where whisper-quiet operation, high reliability and low energy consumption are extremely important.

System variants

- Performance range from 3.5 kW to 28.0 kW for cooling and heating.
- Single-split or multi-split parallel arrangement of two, three and four indoor units.
- Easy-to-install indoor units available as ceiling cassettes, ceiling suspended units, ceiling concealed units, wall-mounted units and standard units.
- Energy-efficient outdoor units with heat pump function are available in your choice of typical Standard Inverter, high-performance Power Inverter or heating-optimised Zubadan Inverter format.
- Voltage supply 230 V, 1 phase, 50 Hz or 400 V, 3 phases, 50 Hz.
- The Mr. Slim air conditioning units can be combined with the Lossnay heat recovery ventilation units to generate an ideal system that combines air conditioning and ventilation.
- Can be connected to third-party ventilation systems via the PAC-IF extension kit.

The benefits at a glance

Included as standard

- Durable high-performance filter.
- Condensate pump fitted as standard in all ceiling cassettes.
- R410A/R32 precharged in outdoor units.

Heating function

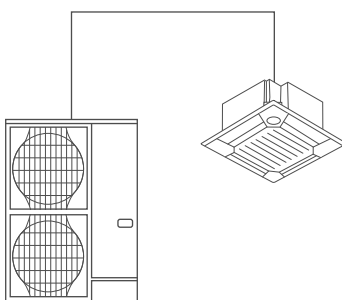
High COPs ensure low energy consumption even at low outside temperatures. In many cases, conventional heating units can be completely replaced with heat pump systems. Outdoor units with patented Zubadan technology feature an optimised function for quick defrosting, therefore ensuring particularly stable temperature comfort.

Quality seal for room air conditioning units

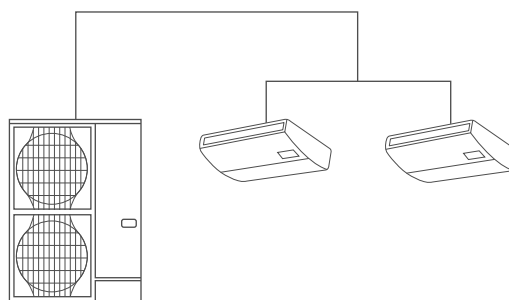
The German Building Air Conditioning Association (FGK) has bestowed its quality seal for room air conditioning units on all split units with heat pump function. The key criteria for receipt of this award include:


- Maximum energy efficiency – only inverter units can carry the quality label.
- Guaranteed availability of spare parts within two working days, with availability for a minimum of ten years.
- Comprehensive training programmes, design support and full documentation.
- Guaranteed compliance of the technical data in catalogues with the performance data required by EN 14511 or EN 14825.

Single-split



Parallel multi-split





Whisper-quiet operation

- Noise-optimised indoor units starting at 26 dB(A)
- Quiet-running outdoor units save on additional noise insulation measures, not least with regard to densely built residential and commercial areas. The low-noise function reduces the sound pressure level by 3 dB(A), which corresponds to a halving of the perceived noise level.

High sensitive cooling capacity for technology and server room applications

- Special unit combinations are available for use in technology and server rooms. Thanks to a heat exchanger featuring generous dimensions, a high sensitive output can be achieved even during continuous operation. This also helps ensure reliable air conditioning in the context of low room humidity.

Turn to the IT/technology room solutions chapter **starting on page 258** to view additional professional systems for use in special applications requiring a high sensitive output.

Special functions

- Automatic switchover between cooling and heating mode.
- The winter regulation ensures cooling even at an outside temperature of $-15\text{ }^{\circ}\text{C}$ (in the case of wind-protected installations), which is important for facilities such as IT/technology rooms in which heat must be discharged year round.

Installation and maintenance made easy

- Up to size P140, there is no need for a separate supply line to the indoor unit. The voltage supply and data communication are handled by a 4-wire cable from the outdoor unit to the indoor unit.
- The PUZ-ZM200/250YKA outdoor units enable a pipe length of up to 100 m.

A-CONTROL system


The A-CONTROL system enables direct communication between the indoor and outdoor unit. Up to 180 service parameters and fault notifications can conveniently be read on the indoor unit using the remote controller (optional easy-maintenance function).

Supports optional centralised link-up (via LonWorks® or centralised remote controller) to the building management system.

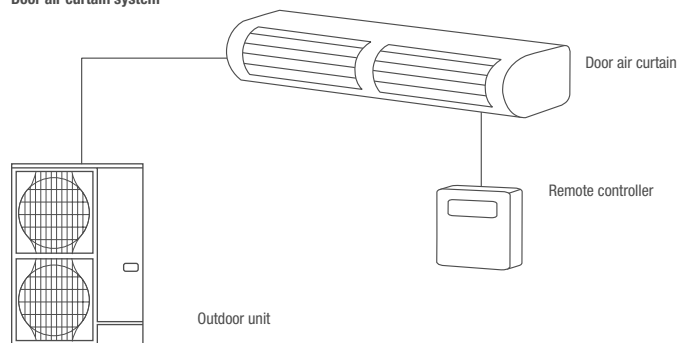
Connection to door air curtain

Power Inverters can also be used to operate door air curtain systems. In this context, the external door air curtain system communicates with the inverter outdoor units via a new interface from Mitsubishi Electric.

Noise-optimised outdoor units



Door air curtain system





What's new

New ceiling concealed unit with high static pressure

Users can now enjoy all the benefits of a Mr. Slim R32 outdoor unit even in settings requiring the transportation of air over long distances.

The new ceiling concealed unit enables static pressure of up to 200 Pa and an air volume flow of up to 4,320 m³/h, making it particularly suitable for large spaces such as halls and foyers.

This unit can be installed when fully assembled and features an outside air connection.



New wall-mounted unit PKA-M LAL

Featuring a newly reworked design and available in output levels 35 and 50, the wall-mounted unit PKA-M is every bit as reliable and powerful as its predecessor.

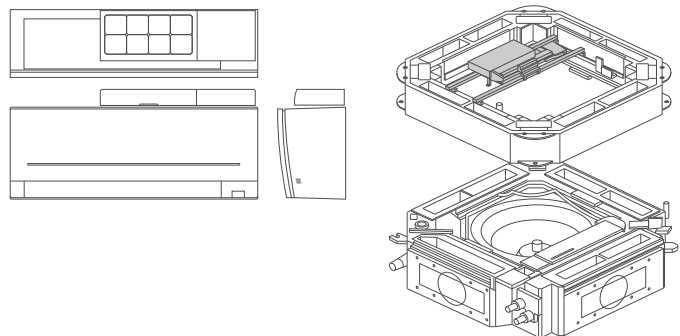
This wall-mounted unit is easy to install and achieves a high air quality thanks to the long-life filter integrated as standard. Users can configure air flow monitoring via automatic fan-stage control and up to 4 selectable blower speeds. Additional functions such as the weekly timer, automatic restart after power failure and standard redundancy enable a high level of comfort.




Plasma Quad Connect: optional filter kit¹

The benefits of Plasma Quad Plus technology are now optionally available for Mr. Slim units (compatible with PLAM/ZM, PKA-M and PEAD-M).

Plasma Quad Plus filter technology ensures highly effective air purification. Plasma ionisation and the electrostatically charged filter ensure that even the smallest particles (PM2.5; <2.5 µm) such as pollen, viruses, mould, bacteria and allergens are separated and rendered harmless.



¹ available as of May 2021



Use in technology rooms

The units in the Mr. Slim series are ideal for air conditioning in technology rooms.

High sensitive cooling capacity

Large heat exchangers and high air volumes enable the units to achieve excellent sensitive cooling capacities. This also helps ensure reliable air conditioning in the context of low room humidity.

In order to achieve particularly high sensitive cooling capacities, the following combinations of Power Inverter outdoor units and wall-mounted/ceiling suspended units are available:

Rotation back-up function

The rotation back-up function guarantees reliable air conditioning even if one system fails.

Activation and monitoring

External inputs and outputs can be used to monitor the operating status of the systems at all times. For details on the control options, see [page 92](#).

More in-depth information on IT/technology room solutions is available starting on [page 198](#).

Ceiling suspended unit combinations

Rated cooling capacity	6.0 kW	7.1 kW	10.0 kW
Indoor unit	PCA-M71KA	PCA-M100KA	PCA-M125KA
Outdoor unit	PUHZ-ZRP60VKA	PUHZ-ZRP71VHA	PUHZ-ZRP100YKA
Sensitive output	98%	100%	100%
Effective sensitive cooling capacity	5.7 kW	6.7 kW	8.6 kW

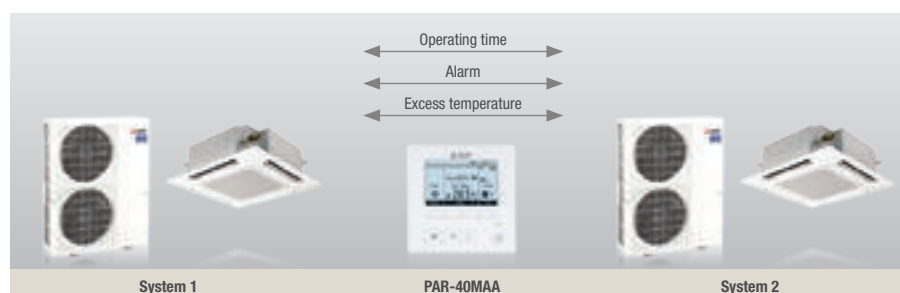
Measurement conditions: outside temperature 35 °C, room temperature 24 °C, relative humidity 40%.

Wall-mounted unit combinations

Rated cooling capacity	3.5 kW	5.0 kW	6.0 kW
Indoor unit	PKA-M50LAL	PKA-M60KAL	PKA-M71KAL
Outdoor unit	PUHZ-ZRP35VKA	PUHZ-ZRP50VKA	PUHZ-ZRP60VHA
Sensitive output	98%	100%	100%
Effective sensitive cooling capacity	3.5 kW	5.4 kW	5.6 kW

Measurement conditions: outside temperature 35 °C, room temperature 24 °C, relative humidity 40%.

Redundancy function



Overview of functions



Technology	4-way ceiling cassette PLA-ZM/PLA-M			Ceiling suspended unit PCA-M		Stainless steel ceiling suspended unit PCA-M HA
	Power Inverter	Zubadan Inverter	Standard Inverter	Power Inverter	Standard Inverter	Power Inverter
Outdoor units	Standard Inverter		•		•	
	Power Inverter	•		•		•
	Zubadan Inverter		•			
	Reuse technology	•	•	•	•	
	Quality seal for split units	•	•	•	•	•
Outdoor units	Heat pump operation	•	•	•	•	•
	Winter regulation	•	•	•	•	•
	Multi-split	•	•	• ¹	•	• ¹
	Switching back on after voltage failure	•	•	•	•	•
	Precharged with R32	•		•	•	•
	Precharged with R410A		•		• ²	
	Refrigerant charge level check	•	•		•	•
	Redundancy function	•	•	•	•	•
Indoor units	Fresh-air connection	•	•	•	•	•
	Condensate pump (optional)	Integrated	Integrated	Integrated	•	•
Indoor units	MELCloud (optional)	•	•	•	•	•
	On/off timer	•	•	•	•	
	Weekly timer	•	•	•	•	•
	Can be connected to cable remote controller	•	•	•	•	•
	3D i-see sensor (optional)	•	•	•		
Indoor units	Vertical swing	•	•	•	•	
	Automatic fan control	•	•	•	•	
	Air purification filter	•	•	•	•	
	Plasma Quad Connect filter	• ³	• ³	• ³		
	High-performance oil mist filter					•

1 Only for PUZ.

2 Only for use in technology rooms.

3 Optional.

NEW



NEW R32



Wall-mounted unit PKA-M LAL	Wall-mounted unit PKA-M KAL			Floor-mounted unit PSA-RP KA	Ceiling concealed unit PEAD-M JA			Ceiling concealed unit, high pressure, PEA-M LA	
Power Inverter	Power Inverter	Zubadan Inverter	Standard Inverter	Power Inverter	Power Inverter	Zubadan Inverter	Standard Inverter	Power Inverter	Standard Inverter
			•				•		•
•	•			•	•			•	
		•				•			
•	•	•	•	•	•	•	•	•	•
•	•	•	•	•	•	•	•	•	•
•	•	•	•	•	•	•	•	•	•
•	•	•	•	•	•	•	•	•	•
•	•	•	•	•	•	•	•	•	•
•	•	•	•	•	•	•	•	•	•
• ²	• ²	•		•		•			
•	•	•		•	•	•		•	
•	•		•	•	•	•	•		
•	•	•	•		Integrated	Integrated	Integrated	•	•
•	•	•	•	•	•	•	•	•	•
•	•	•	•	•	•	•	•	•	•
•	•	•	•	•	•	•	•	•	•
•	•	•	•	Integrated	•	•	•	•	•
•	•	•	•						
•	•	•	•						
•	•	•	•						
•	•	•	•						
•	•	•	•	•	•	•	•	• ³	• ³
• ³	• ³	• ³	• ³		• ³	• ³	• ³		

For a detailed description of the function symbols, see pages 06–09.

Indoor units

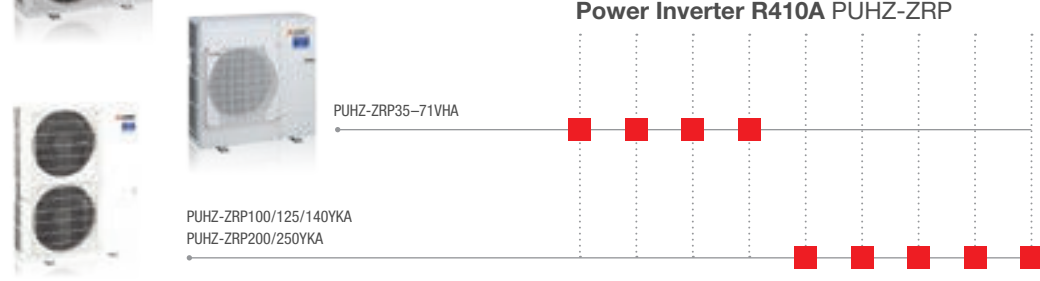
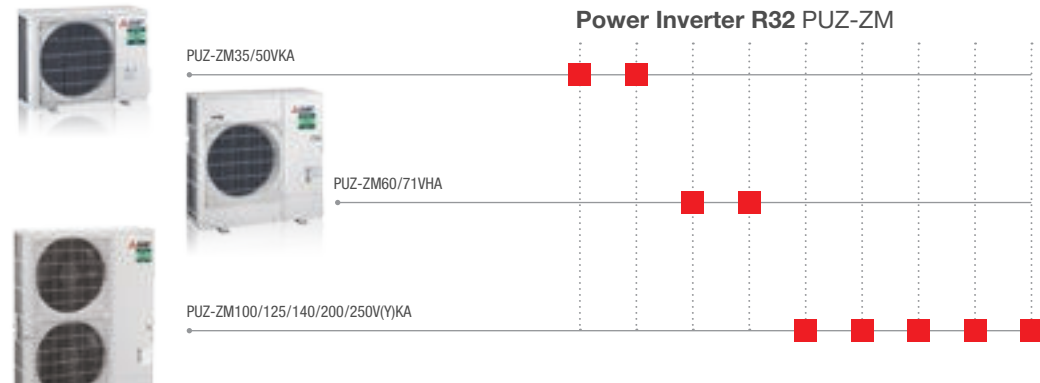

- Inverter cooling and heating
- Page reference

Performance code	35	50	60	71	100	125	140	200	250
Cooling capacity (kW)	3,5	5,0	6,0	7,1	10,0	12,5	14,0	19,0	22,0
Heating capacity (kW)	4,0	4,5	7,0	8,0	11,0	14,0	16,0	22,4	27,0

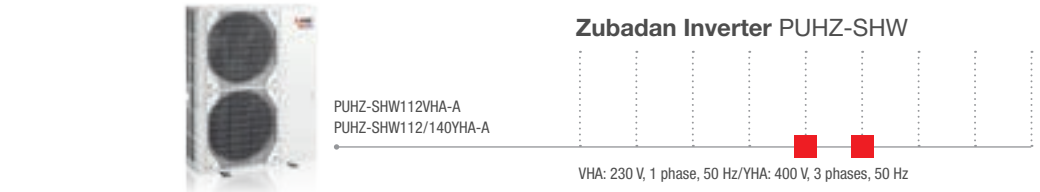


Outdoor units

Performance code	35	50	60	71	100	125	140	200	250
Cooling capacity (kW)	3,5	5,0	6,0	7,1	10,0	12,5	14,0	19,0	22,0
Heating capacity (kW)	4,0	4,5	7,0	8,0	11,0	14,0	16,0	22,4	27,0



! Only for combinations with PSA-RP and ventilation connections (PAC-IF combination)



VHA: 230 V, 1 phase, 50 Hz/YHA: 400 V, 3 phases, 50 Hz



4-way ceiling cassette PLA-ZM/PLA-M

Highlights

- SCOP up to 4.9/SEER up to 7.6
- Energy efficiency class up to A++/A++
- Sound pressure level from 26 dB(A)
- Installation height 258 mm/298 mm

This large square ceiling cassette has four air outlets that enable draught-free air distribution even where there are low ceilings.

Optional 3D i-see sensor

- Automatic air blow-out when the presence of people is detected
- Energy efficiency thanks to presence detection

Coanda effect

- Draught-free air conditioning thanks to air flow directed along the ceiling

Individually adjustable blow-out plate fins

Fresh air connection is possible

Optional automatic filter lift

- Can be lowered by 4 metres via the remote controller enabling easy and time-saving maintenance

Optional high-performance filter

- Additional filtering of fine dust particles from the room air

Filter

- Air purification filter
- High-performance filter for additional filtering of fine dust particles (optional)
- Plasma Quad Connect filter (optional)

Choice of wired or infrared remote controller

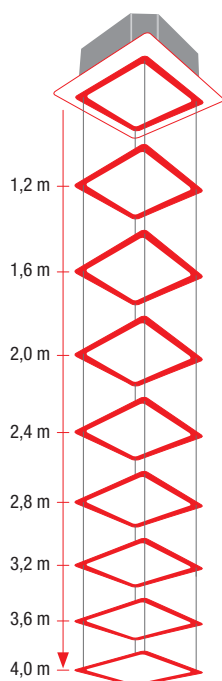
MELCloud Wi-Fi adapter (optional)

Condensate pump integrated as standard

Optional 3D i-see sensor




Filter lift panel



Accessories

Type designation	Description	Quantity
PAC-YT52CRA	Wired remote control compact	1
PAR-40MAA	Wired remote control Deluxe	1
PAR-CT01MAA*	Wired remote controller with touchscreen	1
PAC-SE1ME-E	3D i-see sensor	1
PLP-6EAJ	Filter lift panel	1
PAC-SH59KF-E	High-performance filter (requires PAC-SJ41TM-E)	1
MAC-567IF-E	MELCloud Wi-Fi adapter	1
PAC-SJ41TM-E	Outdoor air casement including filter housing	1
PAC-SK51FT-E	Plasma Quad Connect (available from June 2021)	1

* Available in several versions Further information available in chapter controls




PUZ-ZM35/50VKA

PUZ-ZM60/71VHA

PUZ-ZM100-140VKA/YKA

PLA-ZM

4-way ceiling cassette Single-split / power inverter / Cooling and heating



PLA-ZM ceiling cassette, cooling/heating, no remote control included

Indoor units		PLA-ZM35EA	PLA-ZM50EA	PLA-ZM60EA	PLA-ZM71EA	PLA-ZM100EA	PLA-ZM125EA	PLA-ZM140EA
Grille for cable remote control		PLP-6EA	PLP-6EA	PLP-6EA	PLP-6EA	PLP-6EA	PLP-6EA	PLP-6EA
Grille for infrared remote control		PLP-6EALM	PLP-6EALM	PLP-6EALM	PLP-6EALM	PLP-6EALM	PLP-6EALM	PLP-6EALM
Outdoor units		PUZ-ZM35VKA	PUZ-ZM50VKA	PUZ-ZM60VHA	PUZ-ZM71VHA	PUZ-ZM100YKA	PUZ-ZM125YKA	PUZ-ZM140YKA
Cooling	Cooling capacity (kW)	3.6 (1.6-4.5)	5.0 (2.3-5.6)	6.1 (2.7-6.5)	7.1 (3.3-8.1)	9.5 (4.9-11.4)	12.5 (5.5-14.0)	13.4 (6.2-15.0)
	Power consumption (kW)	0.71	1.11	1.45	1.65	2.07	3.38	3.72
	SEER	7.5	7.6	7.2	7.6	7.5	7.2	6.9
	Energy efficiency class	A++	A++	A++	A++	A++	-	-
	Application range (°C)	-15~+46	-15~+46	-15~+46	-15~+46	-15~+46	-15~+46	-15~+46
Heating	Heating capacity (kW)	4.1 (1.6-5.2)	6.0 (2.5-7.3)	7.0 (2.8-8.2)	8.0 (3.5-10.2)	11.2 (4.5-14.0)	14.0 (5.0-16.0)	16.0 (5.7-18.0)
	Power consumption (kW)	0.82	1.36	1.71	1.82	2.60	3.67	4.31
	SCOP	4.7	4.9	4.6	4.8	4.8	4.7	4.6
	Energy efficiency class	A++	A++	A++	A++	A++	-	-
	Application range (°C)	-11~+21	-11~+21	-20~+21	-20~+21	-20~+21	-20~+21	-20~+21

Indoor units		PLA-ZM35EA	PLA-ZM50EA	PLA-ZM60EA	PLA-ZM71EA	PLA-ZM100EA	PLA-ZM125EA	PLA-ZM140EA
Air volume (m³/h)	L / M1 / M2 / H	660 / 780 / 900 / 960	720 / 840 / 960 / 1080	720 / 840 / 960 / 1080	1020 / 1140 / 1260 / 1380	1140 / 1320 / 1500 / 1680	1260 / 1440 / 1560 / 1740	1440 / 1560 / 1740 / 1920
Sound level (dB(A))	L / H	26 / 31	27 / 32	27 / 32	28 / 36	31 / 40	33 / 41	36 / 44
Dimensions (grille) (mm)**	W / D / H	840 (950) / 840 (950) / 258 (40)	840 (950) / 840 (950) / 258 (40)	840 (950) / 840 (950) / 258 (40)	840 (950) / 840 (950) / 258 (40)	840 (950) / 840 (950) / 298 (40)	840 (950) / 840 (950) / 298 (40)	840 (950) / 840 (950) / 298 (40)
Weight (incl. grille) (kg)		21 (26)	21 (26)	21 (26)	24 (29)	26 (31)	26 (31)	26 (31)
Outdoor units		PUZ-ZM35VKA	PUZ-ZM50VKA	PUZ-ZM60VHA	PUZ-ZM71VHA	PUZ-ZM100YKA	PUZ-ZM125YKA	PUZ-ZM140YKA
Airflow (m³/h)		2700	2700	3300	3300	6600	7200	7200
Sound pressure level cooling / heating (dB(A))		44 / 46	44 / 46	47 / 49	47 / 49	49 / 51	50 / 52	50 / 52
Dimensions (mm)	W / D / H	809 / 300 / 630	809 / 300 / 630	950 / 355 / 943	950 / 355 / 943	1.050 / 370 / 1.338	1.050 / 370 / 1.338	1.050 / 370 / 1.338
Weight (kg)		46	46	70	70	123	125	131
Refrigeration data								
Total pipe length (m)		50	50	55	55	100	100	100
Max. height difference (m)		30	30	30	30	30	30	30
Refrigerant type / refrigerant quantity (kg) / max. quantity (kg)		R32 / 2.0 / 2.3	R32 / 2.0 / 2.3	R32 / 2.8 / 3.6	R32 / 2.8 / 3.6	R32 / 4.0 / 6.8	R32 / 4.0 / 6.8	R32 / 4.0 / 6.8
GWP / CO ₂ equivalent (t) / CO ₂ equivalent max. (t)		675 / 1.35 / 1.55	675 / 1.35 / 1.55	675 / 1.89 / 2.43	675 / 1.89 / 2.43	675 / 2.70 / 4.59	675 / 2.70 / 4.59	675 / 2.70 / 4.59
Refrigerant pre-filling for (m)		30	30	30	30	30	30	30
Refrigerant pipe size Ø (mm)	fl. s.	6 12	6 12	10 16	10 16	10 16	10 16	10 16
Electrical data								
Voltage supply (V, phase, Hz)		220-240, 1, 50	220-240, 1, 50	220-240, 1, 50	220-240, 1, 50	380-415, 3+N, 50	380-415, 3+N, 50	380-415, 3+N, 50
Operating current cooling / heating (A)		3.17 / 3.53	4.8 / 5.85	5.66 / 6.77	6.7 / 7.46	3.08 / 3.74	4.91 / 5.36	5.34 / 6.27
Recommended breaker size (A)		16	16	25	25	16	16	16

* Grille PLP-6EA, remote control not included in scope of delivery

** Visible height of grille

Sound pressure level of the indoor unit measured centrally at a distance of 1.5 m below the unit in cooling mode
Outdoor units 100 / 125 / 140 are also available in 230V / 1Ph versions on request.
Energy efficiency class on a scale from A+++ to D

Our air conditioning equipment and heat pumps contain fluorinated greenhouse gases R410A, R134a, R32.
For further information please see the corresponding operation manual.

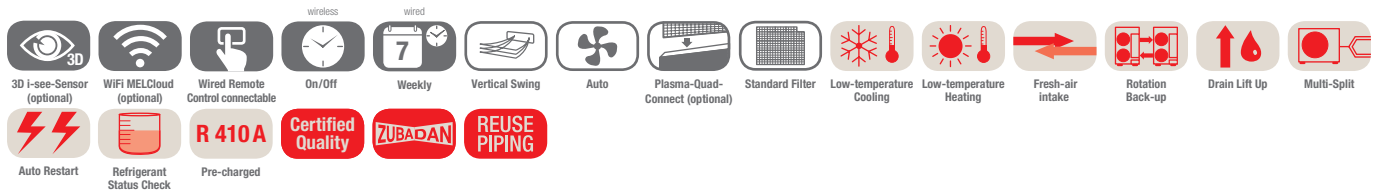


PLA-ZM

PUHZ-SHW112-140VHA-A/YHA-A

4-way ceiling cassette

Single-split/Zubadan inverter/Cooling and heating



PLA-ZM ceiling cassette, cooling/heating, no remote control included


Indoor units		PLA-ZM100EA	PLA-ZM100EA	PLA-ZM125EA
Grille for cable remote control		PLP-6EA	PLP-6EA	PLP-6EA
Grille for infrared remote control		PLP-6EALM	PLP-6EALM	PLP-6EALM
Outdoor units		PUHZ-SHW112VHA-A	PUHZ-SHW112YHA-A	PUHZ-SHW140YHA-A
Cooling	Cooling capacity (kW)	10.0 (4.9–11.4)	10.0 (4.9–11.4)	12.5 (5.5–14.0)
	Power consumption (kW)	2.786	2.786	4.449
	SEER	5.5	5.5	5.1
	Energy efficiency class	A	A	–
	Application range (°C)	–15~+46	–15~+46	–15~+46
Heating	Heating capacity (kW)	11.2 (4.5–14.0)	11.2 (4.5–14.0)	14.0 (5.0–16.0)
	Heating capacity to -15 °C (kW)	11.2	11.2	14.0
	Power consumption (kW)	2.667	2.667	3.879
	SCoP	4.0	4.0	3.5
	Energy efficiency class	A+	A+	–
	Application range (°C)	–25~+21	–25~+21	–25~+21

Indoor units		PLA-ZM100EA	PLA-ZM100EA	PLA-ZM125EA
Air volume (m³/h)	L/M1/M2/H	1140/1320/1500/1680	1140/1320/1500/1680	1260/1380/1500/1680
Sound level (dB(A))	L/H	31/40	31/40	33/41
Dimensions (grille) (mm)*	W/D/H	840 (950)/840 (950)/298 (40)	840 (950)/840 (950)/298 (40)	840 (950)/840 (950)/298 (40)
Weight (incl. grille) (kg)		26 (31)	26 (31)	26 (31)
Outdoor units		PUHZ-SHW112VHA-A	PUHZ-SHW112YHA-A	PUHZ-SHW140YHA-A
Airflow (m³/h)		6000	6000	6000
Sound pressure level cooling/heating (dB(A))		51/52	51/52	51/52
Dimensions (mm)	W/D/H	950/330/1.350	950/330/1.350	950/330/1.350
Weight (kg)		120	134	134
Refrigeration data				
Total pipe length (m)		75	75	75
Max. height difference (m)		30	30	30
Refrigerant type/refrigerant quantity (kg)/max. quantity (kg)		R410A/5.5/7.9	R410A/5.5/7.9	R410A/5.5/7.9
GWP/CO ₂ equivalent (t)/CO ₂ equivalent max. (t)		2088/11.49/16.51	2088/11.49/16.51	2088/11.49/16.51
Refrigerant pre-filling for (m)		30	30	30
Refrigerant pipe size Ø (mm)	fl. s.	10 16	10 16	10 16
Electrical data				
Voltage supply (V, phase, Hz)		230, 1, 50	380–415, 3+N, 50	380–415, 3+N, 50
Operating current cooling/heating (A)		11.1/11.28	3.69/3.74	4.92/4.91
Recommended breaker size (A)		40	16	16

* Visible height of grille

** Grille PLP-6EA, remote control not included in scope of delivery

Sound pressure level of the indoor unit measured at a distance of 1.5 m below the unit
Energy efficiency class on a scale from A+++ to D



SUZ-M35VA


SUZ-M50VA

SUZ-M60/71VA

PUZ-M100-140VKA/YKA

PLA-M

4-way ceiling cassette
Single-split/standard inverter/Cooling and heating



PLA-M ceiling cassette, cooling/heating, no remote control included

Indoor units	PLA-M35EA	PLA-M50EA	PLA-M60EA	PLA-M71EA	PLA-M100EA	PLA-M125EA	PLA-M140EA
Grille for cable remote control	PLP-6EA	PLP-6EA	PLP-6EA	PLP-6EA	PLP-6EA	PLP-6EA	PLP-6EA
Grille for infrared remote control	PLP-6EALM	PLP-6EALM	PLP-6EALM	PLP-6EALM	PLP-6EALM	PLP-6EALM	PLP-6EALM
Designation of outdoor units 230 V	SUZ-M35VA	SUZ-M50VA	SUZ-M60VA	SUZ-M71VA	PUZ-M100VKA	PUZ-M125VKA	PUZ-M140VKA
Designation of outdoor units 400 V	-	-	-	-	PUZ-M100YKA	PUZ-M125YKA	PUZ-M140YKA
Cooling							
Cooling capacity (kW)	3.6 (0.8-3.9)	5.5 (1.2-5.6)	6.1 (1.6-6.3)	7.1 (2.2-8.1)	9.5 (4.0-10.6)	12.1 (5.8-13.0)	13.4 (5.8-14.1)
Power consumption (kW)	0.90	1.61	1.840	1.91	2.71	4.01	4.96
SEER	7.4	6.7	6.6	7.5	7.0	-	-
Energy efficiency class	A++	A++	A++	A++	A++	-	-
Application range (°C)	-10 ~ +46	-15 ~ +46	-15 ~ +46	-15 ~ +46	-15 ~ +46	-15 ~ +46	-15 ~ +46
Heating							
Heating capacity (kW)	4.1 (1.0-5.0)	6.0 (1.5-7.2)	7.0 (1.6-8.0)	8.0 (2.0-10.2)	11.2 (2.8-12.5)	13.5 (4.1-15.0)	15 (4.2-15.8)
Power consumption (kW)	0.97	1.73	1.84	2.21	3.01	3.63	4.39
SCOP	4.7	4.1	4.4	4.5	4.6	-	-
Energy efficiency class	A+	A+	A+	A++	A++	-	-
Application range (°C)	-10 ~ +24	-10 ~ +24	-10 ~ +24	-10 ~ +24	-15 ~ +21	-15 ~ +21	-15 ~ +21

Indoor units	PLA-M35EA	PLA-M50EA	PLA-M60EA	PLA-M71EA	PLA-M100EA	PLA-M125EA	PLA-M140EA
Air volume (m³/h)	L/M1/M2/H 660/780/900/ 960	720/840/960/ 1080	720/840/960/ 1080	840/1020/1140/ 1260	1140/1380/1560/ 1740	1260/1500/1680/ 1860	1440/1560/1740/ 1920
Sound level (dB(A))	N/M1/M2/H 26/28/29/31	27/29/31/32	27/29/31/32	28/30/32/34	31/34/37/40	33/37/41/44	36/39/42/44
Dimensions (grille) (mm)*	W/D/H 840 (950)/840 (950)/258 (40)	840 (950)/840 (950)/258 (40)	840 (950)/840 (950)/258 (40)	840 (950)/840 (950)/258 (40)	840 (950)/840 (950)/298 (40)	840 (950)/840 (950)/298 (40)	840 (950)/840 (950)/298 (40)
Weight (incl. grille) (kg)	19 (24)	19 (24)	21 (26)	21 (26)	24 (29)	26 (31)	26 (31)
Outdoor units	SUZ-M35VA	SUZ-M50VA	SUZ-M60VA	SUZ-M71VA	PUZ-M100V- KA/YKA	PUZ-M125 VKA/YKA	PUZ-M140 VKA/YKA
Airflow cooling/heating (m³/h)	2058/1962	2748/2622	3006/3006	3006/3006	4740/4740	5160/5520	5160/5520
Sound pressure level cooling/heating (dB(A))	48/48	48/49	49/51	49/51	51/54	54/56	55/57
Dimensions (mm)	W/D/H 800/285/550	800/285/714	840/330/880	840/330/880	1.050/330/981	1.050/330/981	1.050/330/981
Weight 230 V/400 V (kg)	35/-	41/-	54/-	55/-	76/78	84/85	84/85
Refrigeration data							
Total pipe length (m)	20	30	30	30	55	65	65
Max. height difference (m)	12	30	30	30	30	30	30
Refrigerant type/refrigerant quantity (kg)/max. quantity (kg)	R32/0.90/1.16	R32/1.20/1.66	R32/1.25/1.71	R32/1.45/2.37	R32/3.10/4.10	R32/3.60/5.00	R32/3.60/5.00
GWP/CO ₂ equivalent (t)/CO ₂ equivalent max. (t)	675/0.61/0.78	675/0.81/1.12	675/0.84/1.15	675/0.98/1.60	675/2.09/2.77	675/2.43/3.38	675/2.43/3.38
Refrigerant pre-filling for (m)	7	7	7	7	30	30	30
Refrigerant pipe size Ø (mm)	fl. 6	6	6	10	10	10	10
	s. 10	12	16	16	16	16	16
Electrical data							
Voltage supply 230 V (V, phase, Hz)	220-240, 1, 50	220-240, 1, 50	220-240, 1, 50	220-240, 1, 50	220-240, 1, 50	220-240, 1, 50	220-240, 1, 50
Voltage supply 400 V (V, phase, Hz)	-	-	-	-	380-415, 3+N, 50	380-415, 3+N, 50	380-415, 3+N, 50
Operating current 230 V cooling/heating (A)	4.77/4.97	7.0/6.6	8.71/10.11	10.81/10.41	12.26/12.62	17.37/16.74	22.48/21.31
Operating current 400 V cooling/heating (A)	-	-	-	-	4.78/5.05	6.18/6.09	7.92/7.58
Recommended fuse size 230 V (A)	10	20	20	20	32	32	40
Recommended fuse size 400 V (A)	-	-	-	-	16	16	16

* Visible height of grille

** Grille PLP-6EA, remote control not included in scope of delivery

Sound pressure level of the indoor unit measured centrally at a distance of 1.5 m below the unit
Energy efficiency class on a scale from A+++ to D

Our air conditioning equipment and heat pumps contain fluorinated greenhouse gases R410A, R134a, R32.
For further information please see the corresponding operation manual.



PCA-M suspended ceiling unit

Highlights

- SCOP up to 4,4/SEER up to 6,7
- Energy efficiency class up to A+ / A++
- Sound pressure level from 31 dB(A)

The versatile ceiling suspended unit is ideal for technical rooms with its excellent air distribution and extremely sensitive capacity. Special combinations with up to 100 % sensitive capacity are available.

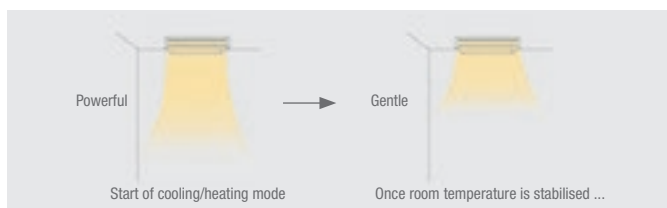
You will find more detailed information on the subject of technical room applications in the chapter IT/technical room solutions.

Design

- Modern housing in pure white
- Just 23 cm high

Air quality

- Long-life filter
- High-efficiency filter
- Outside air connection



Airflow control

- Automatic fan stage control
- 4 fan speeds
- Mode for high/low ceilings for the ideal upward airflow (up to 4.2 m) or in low rooms

Comfort and control

- Automatic restart after power outage
- Rotation back-up function

Installation and maintenance

- Easy installation
- Optional installation of condensate pump

PCA-M71HA stainless steel suspended ceiling unit

- Size: 71
- Robust stainless steel unit
- High-performance oil mist filter (12 pcs. in scope of supply)
- Easy to clean
- Stainless steel housing and fins

PCA-M suspended ceiling unit

- Rotation back-up function (with PUHZ & PUZ)
- High air throw
- High energy efficiency up to A++
- Highly sensitive cooling performance

Optional high-efficiency filter

- Additional filtration of fine dust particles from the room air for PCA-M**KA units

Choice of wired or infrared remote controller

MELCloud Wi-Fi adapter (optional)

Accessories

Type designation	Description	Quantity
PAC-YT52CRA	Wired remote control compact	1
PAR-40MAA	Wired remote control Deluxe	1
PAR-CT01MAA**	Wired remote controller with touchscreen	1
PAR-SL94B-E	Infrared remote control	1
PAC-SJ_DM-E*	Condensate pump	1
PAC-SH_KF-E*	High-Efficiency Filter	1
PAC-SG38KF-E	High-performance oil mist filter (replacement filter)	12
MAC-567IF-E	MELCloud Wi-Fi adapter	1

* Varies according to the size of the unit. More detailed information can be found at the end of this section on the accessories pages.

** Available in several versions Further information available in chapter controls



PUZ-ZM35/50VKA

PUZ-ZM60/71VHA

PUZ-ZM100-140VKA/YKA

PCA-M35-140KA

Ceiling suspended unit Single-split / power inverter / Cooling and heating

WiFi MELCloud (optional)

Wired Remote Control connectable

On/Off

Weekly

Vertical Swing

Auto

Standard Filter

Low-temperature Cooling

Low-temperature Heating

Fresh-air intake

Rotation Back-up

Drain Lift Up (optional)

Multi-Split

Auto Restart

Refrigerant Status Check

R 32

Pre-charged

Certified Quality

POWER INVERTER

REUSE PIPING

PCA-M ceiling suspended units, cooling/heating, remote control not included in scope of delivery

Indoor units		PCA-M35KA	PCA-M50KA	PCA-M60KA	PCA-M71KA	PCA-M100KA	PCA-M125KA	PCA-M140KA
Outdoor units		PUZ-ZM35VKA	PUZ-ZM50VKA	PUZ-ZM60VHA	PUZ-ZM71VHA	PUZ-ZM100YKA	PUZ-ZM125YKA	PUZ-ZM140YKA
Cooling	Cooling capacity (kW)	3.6 (1.6-4.5)	5.0 (2.3-5.6)	6.1 (2.7-6.7)	7.1 (3.3-8.1)	9.5 (4.9-11.4)	12.5 (5.5-14.0)	13.4 (6.2-15.0)
	Power consumption (kW)	0.83	1.25	1.52	1.83	2.32	3.85	3.94
	SEER	6.4	6.7	6.5	6.7	6.3	6.1	6.1
	Energy efficiency class	A++	A++	A++	A++	A++	-	-
	Application range (°C)	-15~+46	-15~+46	-15~+46	-15~+46	-15~+46	-15~+46	-15~+46
Heating	Heating capacity (kW)	4.1 (1.6-5.2)	5.5 (2.5-6.6)	7.0 (2.8-8.2)	8.0 (3.5-10.2)	11.2 (4.5-14.0)	14.0 (5.0-16.0)	16.0 (5.7-18.0)
	Power consumption (kW)	1.02	1.36	1.75	2.16	3.02	3.95	4.43
	SCOP	4.0	4.2	4.1	4.2	4.3	4.3	4.4
	Energy efficiency class	A+	A+	A+	A+	A+	-	-
	Application range (°C)	-11~+21	-11~+21	-20~+21	-20~+21	-20~+21	-20~+21	-20~+21

Indoor units		PCA-M35KA	PCA-M50KA	PCA-M60KA	PCA-M71KA	PCA-M100KA	PCA-M125KA	PCA-M140KA
Air volume (m³/h)	L / M1 / M2 / H	600 / 660 / 720 / 840	600 / 660 / 780 / 900	900 / 960 / 1020 / 1140	960 / 1020 / 1080 / 1200	1320 / 1440 / 1560 / 1680	1380 / 1500 / 1620 / 1740	1440 / 1560 / 1750 / 1920
Sound level (dB(A))	L / H	31 / 39	32 / 40	33 / 40	35 / 41	37 / 43	39 / 45	41 / 48
Dimensions (mm)	W / D / H	960 / 680 / 230	960 / 680 / 230	1.280 / 680 / 230	1.280 / 680 / 230	1.600 / 680 / 230	1.600 / 680 / 230	1.600 / 680 / 230
Weight (kg)		25	26	32	32	37	38	40
Outdoor units		PUZ-ZM35VKA	PUZ-ZM50VKA	PUZ-ZM60VHA	PUZ-ZM71VHA	PUZ-ZM100YKA	PUZ-ZM125YKA	PUZ-ZM140YKA
Airflow (m³/h)		2700	2700	3300	3300	6600	7200	7200
Sound pressure level cooling / heating (dB(A))		44 / 46	44 / 46	47 / 49	47 / 49	49 / 51	50 / 52	50 / 52
Dimensions (mm)	W / D / H	809 / 300 / 630	809 / 300 / 630	950 / 355 / 943	950 / 355 / 943	1.050 / 370 / 1.338	1.050 / 370 / 1.338	1.050 / 370 / 1.338
Weight (kg)		46	46	70	70	123	125	131
Refrigeration data								
Total pipe length (m)		50	50	55	55	100	100	100
Max. height difference (m)		30	30	30	30	30	30	30
Refrigerant type / refrigerant quantity (kg) / max. quantity (kg)		R32 / 2.0 / 2.3	R32 / 2.0 / 2.3	R32 / 2.8 / 3.6	R32 / 2.8 / 3.6	R32 / 4.0 / 6.8	R32 / 4.0 / 6.8	R32 / 4.0 / 6.8
GWP / CO₂ equivalent (t) / CO₂ equivalent max. (t)		675 / 1.35 / 1.55	675 / 1.35 / 1.55	675 / 1.89 / 2.43	675 / 1.89 / 2.43	675 / 2.70 / 4.59	675 / 2.70 / 4.59	675 / 2.70 / 4.59
Refrigerant pre-filling for (m)		30	30	30	30	30	30	30
Refrigerant pipe size Ø (mm)	fl.	6	6	10	10	10	10	10
	s.	12	12	16	16	16	16	16
Electrical data								
Voltage supply (V, phase, Hz)		220-240, 1, 50	220-240, 1, 50	220-240, 1, 50	220-240, 1, 50	380-415, 3+N, 50	380-415, 3+N, 50	380-415, 3+N, 50
Operating current cooling / heating (A)		3.17 / 3.53	4.8 / 5.85	5.66 / 6.77	6.7 / 7.46	3.08 / 3.74	4.91 / 5.36	5.34 / 6.27
Recommended breaker size (A)		16	16	25	25	16	16	16

Sound pressure level of the indoor unit measured 1 m in front of and 1 m below the unit
Outdoor units 100 / 125 / 140 are also available in 230V / 1Ph versions on request.
Energy efficiency class on a scale from A+++ to D

Our air conditioning equipment and heat pumps contain fluorinated greenhouse gases R410A, R134a, R32.
For further information please see the corresponding operation manual.

Mr. Slim / 71



PCA-M

SUZ-M35VA

SUZ-M50VA

SUZ-M60/71VA

PUZ-M100-140VKA/YKA

Ceiling suspended unit
Single-split/standard inverter/Cooling and heating

PCA-M ceiling suspended units, cooling/heating, remote control not included in scope of delivery

Indoor units	PCA-M35KA	PCA-M50KA	PCA-M60KA	PCA-M71KA	PCA-M100KA	PCA-M125KA	PCA-M140KA
Designation of outdoor units 230 V	SUZ-M35VA	SUZ-M50VA	SUZ-M60VA	SUZ-M71VA	PUZ-M100VKA	PUZ-M125VKA	PUZ-M140VKA
Designation of outdoor units 400 V	-	-	-	-	PUZ-M100YKA	PUZ-M125YKA	PUZ-M140YKA
Cooling							
Cooling capacity (kW)	3.6 (0.8-3.9)	5.0 (1.5-5.6)	6.1 (1.6-6.3)	7.1 (2.2-8.1)	9.5 (4.0-10.6)	12.1 (5.7-13.0)	13.4 (5.7-14.1)
Power consumption (kW)	0.90	1.51	1.64	1.97	2.94	4.01	5.36
SEER	6.3	6.0	6.4	6.5	6.0	-	-
Energy efficiency class	A++	A+	A++	A++	A+	-	-
Application range (°C)	-10~+46	-15~+46	-15~+46	-15~+46	-15~+46	-15~+46	-15~+46
Heating							
Heating capacity (kW)	4.1 (1.0-5.0)	6.0 (1.5-7.2)	7.0 (1.6-8.0)	8.0 (2.0-10.2)	11.2 (2.8-12.5)	13.5 (4.1-15.0)	15.0 (4.2-15.8)
Power consumption (kW)	1.02	1.61	1.75	2.21	3.28	3.95	4.28
SCOP	4.0	4.1	4.1	4.1	4.1	-	-
Energy efficiency class	A+	A+	A+	A+	A+	-	-
Application range (°C)	-10~+24	-10~+24	-10~+24	-10~+24	-15~+21	-15~+21	-15~+21

Indoor units		PCA-M35KA	PCA-M50KA	PCA-M60KA	PCA-M71KA	PCA-M100KA	PCA-M125KA	PCA-M140KA
Air volume (m³/h)	L/M1/M2/H	600/660/720/840	600/660/780/900	900/960/1020/1140	960/1020/1080/1200	1320/1440/1560/1680	1380/1500/1620/1740	1440/1560/1740/1920
Sound level (dB(A))	N/M1/M2/H	31/33/36/39	32/34/37/40	33/35/37/40	35/37/39/41	37/39/41/43	39/41/43/45	41/43/45/48
Dimensions (mm)	W/D/H	960/680/230	960/680/230	1.280/680/230	1.280/680/230	1.600/680/230	1.600/680/230	1.600/680/230
Weight (kg)		25	26	32	32	37	38	40
Outdoor units		SUZ-M35VA	SUZ-M50VA	SUZ-M60VA	SUZ-M71VA	PUZ-M100VKA/YKA	PUZ-M125VKA/YKA	PUZ-M140VKA/YKA
Airflow cooling/heating (m³/h)		2058/1962	2748/2622	3006/3006	3006/3006	4740/4740	5160/5520	5160/5520
Sound pressure level cooling/heating (dB(A))		48/48	48/49	49/51	49/51	51/54	54/56	55/57
Dimensions (mm)	W/D/H	800/285/550	800/285/714	840/330/880	840/330/880	1.050/330/981	1.050/330/981	1.050/330/981
Weight 230 V/400 V (kg)		35/-	41/-	54/-	55/-	76/78	84/85	84/85
Refrigeration data								
Total pipe length (m)		20	30	30	30	55	65	65
Max. height difference (m)		12	30	30	30	30	30	30
Refrigerant type/refrigerant quantity (kg)/max. quantity (kg)		R32/0.90/1.16	R32/1.20/1.66	R32/1.25/1.71	R32/1.45/2.37	R32/3.10/4.10	R32/3.60/5.00	R32/3.60/5.00
GWP/CO ₂ equivalent (t)/CO ₂ equivalent max. (t)		675/0.61/0.78	675/0.81/1.12	675/0.84/1.15	675/0.98/1.60	675/2.09/2.77	675/2.43/3.38	675/2.43/3.38
Refrigerant pre-filling for (m)		7	7	7	7	30	30	30
Refrigerant pipe size Ø (mm)	fl. s.	6 10	6 12	6 16	10 16	10 16	10 16	10 16
Electrical data								
Voltage supply 230 V (V, phase, Hz)		220-240, 1, 50	220-240, 1, 50	220-240, 1, 50	220-240, 1, 50	220-240, 1, 50	220-240, 1, 50	220-240, 1, 50
Voltage supply 400 V (V, phase, Hz)		-	-	-	-	380-415, 3+N, 50	380-415, 3+N, 50	380-415, 3+N, 50
Operating current 230 V cooling/heating (A)		4.77/4.97	7.0/6.6	8.71/10.11	10.81/10.41	12.26/12.62	17.37/16.74	22.48/21.31
Operating current 400 V cooling/heating (A)		-	-	-	-	4.78/5.05	6.18/6.09	7.92/7.58
Recommended fuse size 230 V (A)		10	20	20	20	32	32	40
Recommended fuse size 400 V (A)		-	-	-	-	16	16	16

Sound pressure level of the indoor unit measured 1 m in front of and 1 m below the unit
Energy efficiency class on a scale from A+++ to D

Our air conditioning equipment and heat pumps contain fluorinated greenhouse gases R410A, R134a, R32.
For further information please see the corresponding operation manual.



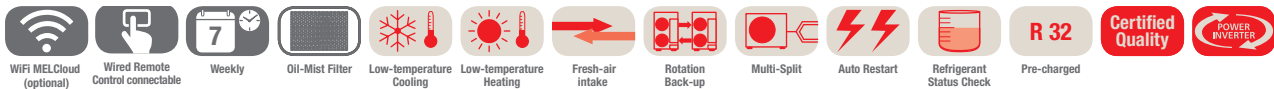
PUZ-ZM71VHA



R32

PCA-M71HA

Stainless steel ceiling suspended unit Single-split/power inverter/Cooling and heating



PCA-M stainless steel ceiling suspended units,
cooling/heating, no remote control included

Indoor units		PCA-M71HA
Outdoor units		PUZ-ZM71VHA
Cooling	Cooling capacity (kW)	7.1 (3.3–8.1)
	Power consumption (kW)	2.02
	SEER	5.6
	Energy efficiency class	A+
	Application range (°C)	–15~+46
Heating	Heating capacity (kW)	7.6 (3.5–10.2)
	Power consumption (kW)	2.17
	SCOP	3.9
	Energy efficiency class	A
	Application range (°C)	–20~+21

Indoor units		PCA-M71HA
Air volume (m³/h)	L / M1 / M2 / H	900 – 1080
Sound level (dB(A))	L / H	37 / 39
Dimensions (mm)	W / D / H	1.136 / 650 / 280
Weight (kg)		42
Outdoor units		PUZ-ZM71VHA
Airflow (m³/h)		3300
Sound pressure level cooling/heating (dB(A))		47 / 49
Dimensions (mm)	W / D / H	950 / 330 (+25) / 943
Weight (kg)		70
Refrigeration data		
Total pipe length (m)		55
Max. height difference (m)		30
Refrigerant type / refrigerant quantity (kg) / max. quantity (kg)		R32 / 2.8 / 3.6
GWP / CO ₂ equivalent (t) / CO ₂ equivalent max. (t)		675 / 1.89 / 2.43
Refrigerant pre-filling for (m)		30
Refrigerant pipe size Ø (mm)	fl. s.	10 16
Electrical data		
Voltage supply (V, phase, Hz)		220–240, 1, 50
Operating current cooling/heating (A)		7.63 / 8.65
Recommended breaker size (A)		25

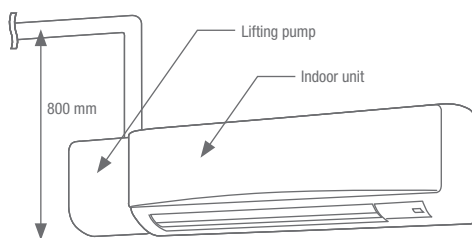
Sound pressure level of the indoor unit measured 1 m in front of and 1 m below the unit
Energy efficiency class on a scale from A+++ to D



Wall mounted unit PKA-M

Highlights

- SCOP up to 4,3/SEER up to 6,5
- Energy efficiency class up to A+/A++
- Sound pressure level from 36 dB(A)



The powerful and reliable wall-mounted unit is easy to install and service.

Airflow control

- Automatic fan stage control
- 2, 3 or 4 fan speeds
- Quiet operation

Filter

- Air purification filter
- Plasma Quad Connect filter (optional)*

Comfort and control

- Optional: Wired remote control with weekly timer
- Automatic restart after power outage
- Rotation back-up function as standard

Installation and maintenance

- Installation up on the wall
- Optional: condensate pump with head of up to 80 cm

Infrared remote controller included in scope of supply

Wired remote controller optional

MELCloud Wi-Fi adapter (optional)

* With the Plasma Quad Connect filter, planning must include additional space above the wall-mounted unit (+ approx. 110 mm).

Accessories

Type designation	Description	Quantity
PAC-SH29TC-E	Connecting plug for cable remote control	1
PAC-YT52CRA	Wired remote control compact	1
PAR-40MAA	Wired remote control Deluxe	1
PAR-CT01MAA*	Wired remote controller with touchscreen	1
MAC-567IF-E	MELCloud Wi-Fi adapter	1
MAC-100FT-E	Plasma Quad Connect (available from May 2021)	1

* Available in several versions. Further information available in chapter controls



PUZ-ZM35 / 50VKA

PUZ-ZM60 / 71VHA

PUZ-ZM100VKA / YKA

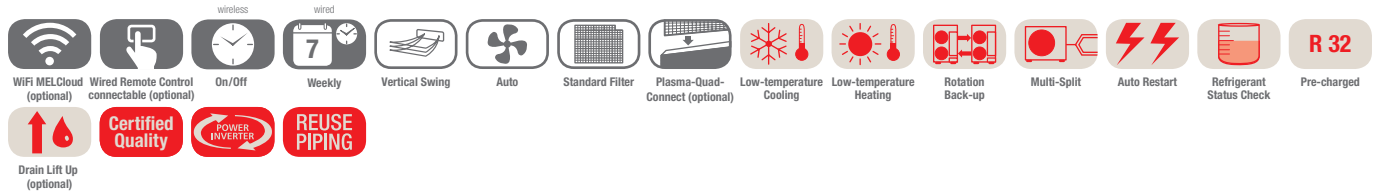
PAR-SL97A-E

PKA-M35 / 50LAL

PKA-M60 - 100KAL

Wall mounted units

Single-split / power inverter / Cooling and heating



PKA-M wall mounted units, cooling/heating, infrared remote control included in scope of delivery

Indoor units		PKA-M35LAL	PKA-M50LAL	PKA-M60KAL	PKA-M71KAL	PKA-M100KAL
Outdoor units		PUZ-ZM35VKA	PUZ-ZM50VKA	PUZ-ZM60VHA	PUZ-ZM71VHA	PUZ-ZM100YKA
Cooling	Cooling capacity (kW)	3.6 (1.6–4.5)	4.6 (2.3–5.6)	6.1 (2.7–6.7)	7.1 (3.3–8.1)	9.5 (4.9–11.4)
	Power consumption (kW)	0.87	1.24	1.56	1.86	2.41
	SEER	6.3	6.4	6.8	6.8	6.4
	Energy efficiency class	A++	A++	A++	A++	A++
	Application range (°C)	-15~+46	-15~+46	-15~+46	-15~+46	-15~+46
Heating	Heating capacity (kW)	4.1 (1.6–5.2)	5.0 (2.5–7.3)	7.0 (2.8–8.2)	8.0 (3.5–10.2)	11.2 (4.5–14.0)
	Power consumption (kW)	1.04	1.35	1.73	2.12	3.10
	SCOP	4.0	4.1	4.2	4.3	4.4
	Energy efficiency class	A+	A+	A+	A+	A+
	Application range (°C)	-11~+21	-11~+21	-20~+21	-20~+21	-20~+21

Indoor units		PKA-M35LAL	PKA-M50LAL	PKA-M60KAL	PKA-M71KAL	PKA-M100KAL
Air volume (m³/h)	L / M1 / M2 / H	540 / 630 / 720	540 / 630 / 720	1080 / 1200 / 1320	1080 / 1200 / 1320	1200 / 1380 / 1560
Sound level (dB(A))	L / H	36 / 43	36 / 43	39 / 45	39 / 45	41 / 49
Dimensions (mm)	W / D / H	898 / 249 / 295	898 / 249 / 295	1.170 / 295 / 365	1.170 / 295 / 365	1.170 / 295 / 365
Weight (kg)		13	13	21	21	21
Outdoor units		PUZ-ZM35VKA	PUZ-ZM50VKA	PUZ-ZM60VHA	PUZ-ZM71VHA	PUZ-ZM100YKA
Airflow (m³/h)		2700	2700	3300	3300	6600
Sound pressure level cooling / heating (dB(A))		44 / 46	44 / 46	47 / 49	47 / 49	49 / 51
Dimensions (mm)	W / D / H	809 / 300 / 630	809 / 300 / 630	950 / 355 / 943	950 / 355 / 943	1.050 / 370 / 1.338
Weight (kg)		46	46	70	70	123
Refrigeration data						
Total pipe length (m)		50	50	55	55	100
Max. height difference (m)		30	30	30	30	30
Refrigerant type / refrigerant quantity (kg) / max. quantity (kg)		R32 / 2.0 / 2.3	R32 / 2.0 / 2.3	R32 / 2.8 / 3.6	R32 / 2.8 / 3.6	R32 / 4.0 / 6.8
GWP / CO ₂ equivalent (t) / CO ₂ equivalent max. (t)		675 / 1.35 / 1.55	675 / 1.35 / 1.55	675 / 1.89 / 2.43	675 / 1.89 / 2.43	675 / 2.70 / 4.59
Refrigerant pre-filling for (m)		30	30	30	30	30
Refrigerant pipe size Ø (mm)	fl. s.	6 12	6 12	10 16	10 16	10 16
Electrical data						
Voltage supply (V, phase, Hz)		220–240, 1, 50	220–240, 1, 50	220–240, 1, 50	220–240, 1, 50	380–415, 3+N, 50
Operating current cooling / heating (A)		3.17 / 3.53	4.8 / 5.85	5.66 / 6.77	6.7 / 7.46	3.08 / 3.74
Recommended breaker size (A)		16	16	25	25	16

Sound pressure level of the indoor unit measured 1 m in front of and 1 m below the unit
 Outdoor units 100 / 125 / 140 are also available in 230V / 1Ph versions on request.
 Energy efficiency class on a scale from A+++ to D



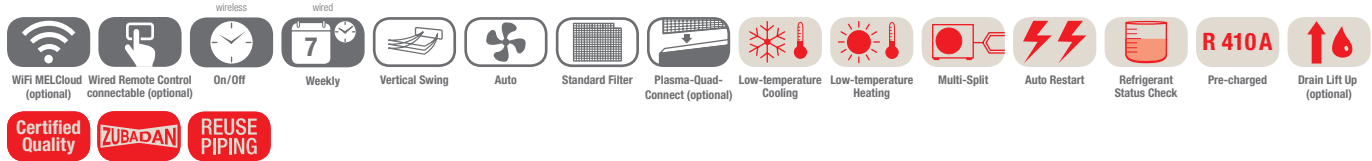
PKA-M KAL

PAR-SL97A-E

PUAZ-SHW12VHA-A/YHA-A

Wall mounted units

Single-split/Zubadan inverter/Cooling and heating



PKA-M wall mounted units, cooling/heating, infrared remote control included in scope of delivery

Indoor units		PKA-M100KAL	PKA-M100KAL
Outdoor units		PUHZ-SHW12VHA-A	PUHZ-SHW12YHA-A
Cooling	Cooling capacity (kW)	10.0 (4.9–11.4)	10.0 (4.9–11.4)
	Power consumption (kW)	2.924	2.924
	SEER	5.3	5.3
	Energy efficiency class	A	A
	Application range (°C)	–15~+46	–15~+46
Heating	Heating capacity (kW)	11.2 (4.5–14.0)	11.2 (4.5–14.0)
	Heating capacity to -15 °C (kW)	11.2 (4.5–14.0)	11.2 (4.5–14.0)
	Power consumption (kW)	3.103	3.103
	SCOP	3.8	3.8
	Energy efficiency class	A	A
	Application range (°C)	–25~+21	–25~+21

Indoor units		PKA-M100KAL	PKA-M100KAL
Air volume (m³/h)	L / M / H	1200 / 1380 / 1560	1200 / 1380 / 1560
Sound level (dB(A))	L / H	41 / 49	41 / 49
Dimensions (mm)	W / D / H	1.170 / 295 / 365	1.170 / 295 / 365
Weight (kg)		21	21
Outdoor units		PUHZ-SHW12VHA-A	PUHZ-SHW12YHA-A
Airflow (m³/h)		6000	6000
Sound pressure level cooling/heating (dB(A))		51 / 52	51 / 52
Dimensions (mm)	W / D / H	950 / 330 / 1.350	950 / 330 / 1.350
Weight (kg)		120	134
Refrigeration data			
Total pipe length (m)		75	75
Max. height difference (m)		30	30
Refrigerant type / refrigerant quantity (kg) / max. quantity (kg)		R410A/5.5/7.9	R410A/5.5/7.9
GWP / CO ₂ equivalent (t) / CO ₂ equivalent max. (t)		2088 / 11.49 / 16.51	2088 / 11.49 / 16.51
Refrigerant pre-filling for (m)		30	30
Refrigerant pipe size Ø (mm)	fl.	10	10
	s.	16	16
Electrical data			
Voltage supply (V, phase, Hz)		230, 1, 50	380–415, 3+N, 50
Operating current cooling/heating (A)		11.1/11.28	3.69/3.74
Recommended breaker size (A)		40	16

Sound pressure level of the indoor unit measured 1 m in front of and 1 m below the unit
Energy efficiency class on a scale from A+++ to D



PUZ-M100VKA/YKA



PAR-SL97A-E

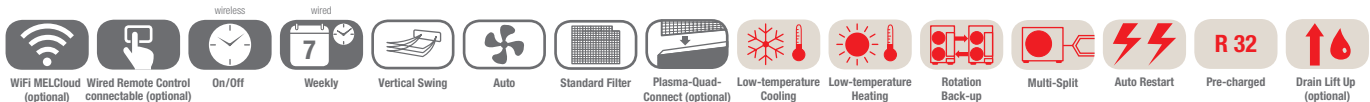


PKA-M KAL



Wall mounted units

Single-split / standard inverter / Cooling and heating



PKA-M wall mounted units, cooling/heating, infrared remote control included in scope of delivery

Indoor units		PKA-M100KAL
Designation of outdoor units 230 V		PUZ-M100VKA
Designation of outdoor units 400 V		PUZ-M100YKA
Cooling	Cooling capacity (kW)	9.5 (4.0–10.6)
	Power consumption (kW)	2.94
	SEER	5.8
	Energy efficiency class	A+
	Application range (°C)	–15~+46
Heating	Heating capacity (kW)	11.2 (2.8–12.5)
	Power consumption (kW)	3.28
	SCOP	4.0
	Energy efficiency class	A+
	Application range (°C)	–15~+21

Indoor units		PKA-M100KAL
Air volume (m³/h)	L / M / H	1200 / 1380 / 1560
Sound level (dB(A))	L / M / H	41 / 45 / 49
Dimensions (mm)	W / D / H	1.170 / 295 / 365
Weight (kg)		21
Outdoor units		PUZ-M100VKA / YKA
Airflow cooling / heating (m³/h)		4740 / 4740
Sound pressure level cooling / heating (dB(A))		51 / 54
Dimensions (mm)	W / D / H	1.050 / 330 / 981
Weight 230 V / 400 V (kg)		76 / 78
Refrigeration data		
Total pipe length (m)		55
Max. height difference (m)		30
Refrigerant type / refrigerant quantity (kg) / max. quantity (kg)		R32 / 3.10 / 4.10
GWP / CO ₂ equivalent (t) / CO ₂ equivalent max. (t)		675 / 2.09 / 2.77
Refrigerant pre-filling for (m)		30
Refrigerant pipe size Ø (mm)	fl.	10
	s.	16
Electrical data		
Voltage supply 230 V (V, phase, Hz)		220–240, 1, 50
Voltage supply 400 V (V, phase, Hz)		380–415, 3+N, 50
Operating current 230 V cooling / heating (A)		12.26 / 12.62
Operating current 400 V cooling / heating (A)		4.78 / 5.05
Recommended fuse size 230 V (A)		32
Recommended fuse size 400 V (A)		16

Sound pressure level of the indoor unit measured 1 m in front of and 1 m below the unit
Energy efficiency class on a scale from A+++ to D


Our air conditioning equipment and heat pumps contain fluorinated greenhouse gases R410A, R134a, R32.
For further information please see the corresponding operation manual.



Floor mounted unit PSA-RP

Highlights

- SCOP up to 4,4/SEER up to 6,3
- Energy efficiency class up to A+ / A++
- Sound pressure level from 40 dB(A)



The unit is free-standing and is placed directly on the floor. No far-reaching changes are required. They are especially suitable for IT and technical facilities.

Air quality

- Long-life filter

Air flow control

- The advanced air guidance can flow both horizontally and vertically and ensures optimal air distribution
- Two fan strengths

Comfort and control

- Automatic restart after power outage
- Rotation back-up function as standard

Installation and maintenance

- Low depth
- Comprehensive self-analysis and fault display
- Easily accessible filter

Wired remote controller with weekly timer integrated

MELCloud Wi-Fi adapter (optional)

Accessories

Type designation	Description	Quantity
MAC-5671F-E	MELCloud Wi-Fi adapter	1

Product features a special coating that was applied on site and does not correspond to the standard coating.



PUHZ-ZRP71VHA

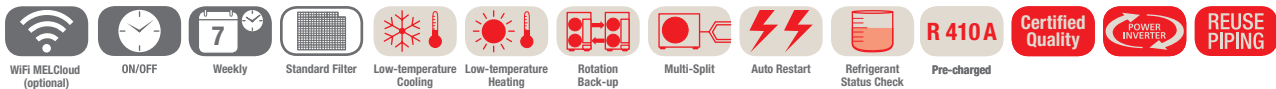
PUHZ-ZRP100-140VKA/YKA



PSA-RP71-140KA

Floor mounted units

Single-split/power inverter/Cooling and heating



PSA-RP floor mounted units, cooling/heating, cable remote control integrated in the unit

Indoor units		PSA-RP71KA	PSA-RP100KA	PSA-RP125KA	PSA-RP140KA
Outdoor units		PUHZ-ZRP71VHA	PUHZ-ZRP100YKA	PUHZ-ZRP125YKA	PUHZ-ZRP140YKA
Cooling	Cooling capacity (kW)	7.1 (3.3-8.1)	9.5 (4.9-11.4)	12.5 (5.5-14.0)	13.4 (6.2-15.0)
	Power consumption (kW)	1.89	2.50	4.09	4.06
	SEER	6.3	5.5	4.9	5.3
	Energy efficiency class	A++	A	-	-
	Application range (°C)	-15~+21	-15~+46	-15~+46	-15~+46
Heating	Heating capacity (kW)	7.6 (3.5-10.2)	11.2 (4.5-14.0)	14.0 (5.0-16.0)	16.0 (5.7-18.0)
	Power consumption (kW)	2.21	3.08	4.24	4.79
	SCOP	4.0	4.0	4.0	4.4
	Energy efficiency class	A+	A+	-	-
	Application range (°C)	-20~+21	-20~+21	-20~+21	-20~+21

Indoor units		PSA-RP71KA	PSA-RP100KA	PSA-RP125KA	PSA-RP140KA
Air volume (m³/h)	L/H	1200/1440	1500/1800	1500/1860	1500/1860
Sound level (dB(A))	L/H	40/44	45/51	45/51	45/51
Dimensions (mm)	W/D/H	600/360/1.900	600/360/1.900	600/360/1.900	600/360/1.900
Weight (kg)		46	46	46	48
Outdoor units		PUZ-ZM71VHA	PUHZ-ZRP100YKA	PUHZ-ZRP125YKA	PUHZ-ZRP140YKA
Airflow (m³/h)		3300	6600	7200	7200
Sound pressure level cooling/heating (dB(A))		47/49	49/51	50/52	50/52
Dimensions (mm)	W/D/H	950/330 (+25)/943	1.050/330 (+40)/1.338	1.050/330 (+40)/1.338	1.050/330 (+40)/1.338
Weight (kg)		70	123	125	131
Refrigeration data					
Total pipe length (m)		55	75	75	75
Max. height difference (m)		30	30	30	30
Refrigerant type / refrigerant quantity (kg) / max. quantity (kg)		R32/2.8/3.6	R410A/5.0/7.4	R410A/5.0/7.4	R410A/5.0/7.4
GWP / CO ₂ equivalent (t) / CO ₂ equivalent max. (t)		675/1.89/2.43	2088/10.44/15.45	2088/10.44/15.45	2088/10.44/15.45
Refrigerant pre-filling for (m)		30	30	30	30
Refrigerant pipe size Ø (mm)	fl. s.	10 16	10 16	10 16	10 16
Electrical data					
Voltage supply (V, phase, Hz)		220-240, 1, 50	380-415, 3+N, 50	380-415, 3+N, 50	380-415, 3+N, 50
Operating current cooling/heating (A)		7.63/8.65	3.95/3.98	5.93/5.63	6.67/7.20
Recommended breaker size (A)		25	16	16	16

Sound pressure level measured at a distance of 1 m and at a height of 1 m in front of the unit
Energy efficiency class on a scale from A+++ to D



Ceiling concealed ducted unit PEAD-M & PEA-M

Highlights

- SCOP up to 4.3/SEER up to 6.2
- Energy efficiency class up to A+ / A+
- Sound level from 23 dB(A) on
- External static pressure up to 200 Pa for PEA-M
- Installation height (PEAD) 250 mm

The duct units are ideal for locations where air has to be transported over large distances or concealed installation is desired.

Geringe Einbauhöhe



Design

- Unit can be fully installed

Air quality

- Long-life filter (optional for PEA-M only)
- Fresh air connection possible
- Plasma Quad Connect filter (optional for PEAD)

Airflow control

- Automatic fan stage control
- 3 fan speeds with PEAD units
- Air volume with PEAD units adjustable over 0 - 10 V (accessory equipment required)

Comfort and control

- Automatic restart after power outage
- Rotation back-up function as standard (with PUZ outdoor units)

Installation and maintenance

- Low installation height, just 250 mm with PEAD
- External static pressure of up to 200 Pa (for PEA-M) allows the use of long air ducts

Built-in condensate pump for PEAD units

Large capacities (PEA-M)

- For very large rooms, production halls and open spaces

Choice of wired or infrared remote controller

Optional filter box

- For sideways removal of the filter. Simplifies access for maintenance and cleaning.

MELCloud Wi-Fi adapter (optional)

Accessories

Type designation	Description	Quantity
PAC-YT52CRA	Wired remote control compact	1
PAR-40MAA	Wired remote control Deluxe	1
PAR-CT01MAA*	Wired remote controller with touchscreen	1
PAR-SA9CA-E	Infrared remote control (receiver)	1
PAR-SL97A-E	Infrared remote control (transmitter)	1
MAC-567IF-E	MELCloud Wi-Fi adapter	1
PAC-KE250TB-F	Filter box for PEA-M200/250	1
PAC-KE85LAF**	Optional long-life filter for PEA-M200/250	1
PAC-KE06DM-F1	Condensate pump for PEA-M200/250	1
MAC-100FT-E***	Plasma Quad Connect (available from May 2021)	1

* Available in several versions. Further information available in chapter controls

** Filter frame PAC-KE250TB-E is required for installation.

*** Additional installation kit required. Please submit a request (available as of July 2021).



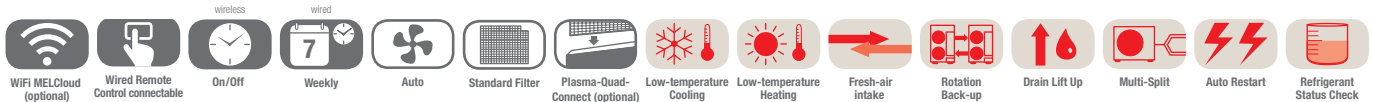
PUZ-ZM35/50VKA

PUZ-ZM60/71VHA

PUZ-ZM100-140VKA/YKA

PEAD-M

Ceiling concealed ducted units Single-split/power inverter/Cooling and heating



Pre-charged

PEAD-M ceiling concealed ducted units, cooling/heating, remote control not included in scope of delivery

Indoor units		PEAD-M35JA	PEAD-M50JA	PEAD-M60JA	PEAD-M71JA	PEAD-M100JA	PEAD-M125JA	PEAD-M140JA
Outdoor units		PUZ-ZM35VKA	PUZ-ZM50VKA	PUZ-ZM60VHA	PUZ-ZM71VHA	PUZ-ZM100YKA	PUZ-ZM125YKA	PUZ-ZM140YKA
Cooling	Cooling capacity (kW)	3.6 (1.6–4.5)	5.0 (2.3–5.6)	6.1 (2.7–6.7)	7.1 (3.3–8.1)	9.5 (4.9–11.4)	12.5 (6.5–14.0)	13.4 (6.2–15.3)
	Power consumption (kW)	0.84	1.20	1.51	1.86	2.27	3.33	3.63
	SEER	5.8	6.2	6.1	5.8	6.1	5.7	5.6
	Energy efficiency class	A+	A++	A++	A+	A++	–	–
	Application range (°C)	–15~+46	–15~+46	–15~+46	–15~+46	–15~+46	–15~+46	–15~+46
Heating	Heating capacity (kW)	4.1 (1.6–5.2)	6.0 (2.5–7.3)	7.0 (2.8–8.2)	8.0 (3.5–10.2)	11.2 (4.5–14.0)	14.0 (6.0–16.0)	16.0 (5.7–18.0)
	Power consumption (kW)	0.92	1.31	1.62	1.93	2.60	3.35	3.97
	SCOP	3.9	4.3	4.0	3.9	4.1	3.9	4.0
	Energy efficiency class	A	A+	A+	A	A+	–	–
	Application range (°C)	–11~+21	–11~+21	–20~+21	–20~+21	–20~+21	–20~+21	–20~+21

Indoor units		PEAD-M35JA	PEAD-M50JA	PEAD-M60JA	PEAD-M71JA	PEAD-M100JA	PEAD-M125JA	PEAD-M140JA
Air volume (m³/h)	L/M/H	600/720/840	720/870/1020	870/1080/1260	1050/1260/1500	1440/1740/2040	1770/2130/2520	1920/2340/2760
Static pressure (Pa)		35/50/70/100/150	35/50/70/100/150	35/50/70/100/150	35/50/70/100/150	35/50/70/100/150	35/50/70/100/150	35/50/70/100/150
Sound level (dB(A))	L/H	23/30	26/35	25/33	26/34	29/38	33/40	34/43
Dimensions (mm)	W/D/H	900/732/250	900/732/250	1.100/732/250	1.100/732/250	1.400/732/250	1.400/732/250	1.600/732/250
Weight (kg)		26	28	33	33	41	43	47
Outdoor units		PUZ-ZM35VKA	PUZ-ZM50VKA	PUZ-ZM60VHA	PUZ-ZM71VHA	PUZ-ZM100YKA	PUZ-ZM125YKA	PUZ-ZM140YKA
Airflow (m³/h)		2700	2700	3300	3300	6600	7200	7200
Sound pressure level cooling/heating (dB(A))		44/46	44/46	47/49	47/49	49/51	50/52	50/52
Dimensions (mm)	W/D/H	809/300/630	809/300/630	950/355/943	950/355/943	1.050/370/1.338	1.050/370/1.338	1.050/370/1.338
Weight (kg)		46	46	70	70	123	125	131
Refrigeration data								
Total pipe length (m)		50	50	55	55	100	100	100
Max. height difference (m)		30	30	30	30	30	30	30
Refrigerant type/refrigerant quantity (kg)/max. quantity (kg)		R32/2.0/2.3	R32/2.0/2.3	R32/2.8/3.6	R32/2.8/3.6	R32/4.0/6.8	R32/4.0/6.8	R32/4.0/6.8
GWP/CO ₂ equivalent (t)/CO ₂ equivalent max. (t)		675/1.35/1.55	675/1.35/1.55	675/1.89/2.43	675/1.89/2.43	675/2.70/4.59	675/2.70/4.59	675/2.70/4.59
Refrigerant pre-filling for (m)		30	30	30	30	30	30	30
Refrigerant pipe size Ø (mm)	fl.	6	6	10	10	10	10	10
	s.	12	12	16	16	16	16	16
Electrical data								
Voltage supply (V, phase, Hz)		220–240, 1, 50	220–240, 1, 50	220–240, 1, 50	220–240, 1, 50	380–415, 3+N, 50	380–415, 3+N, 50	380–415, 3+N, 50
Operating current cooling/heating (A)		3.17/3.53	4.8/5.85	5.66/6.77	6.7/7.46	3.08/3.74	4.91/5.36	5.34/6.27
Recommended breaker size (A)		16	16	25	25	16	16	16

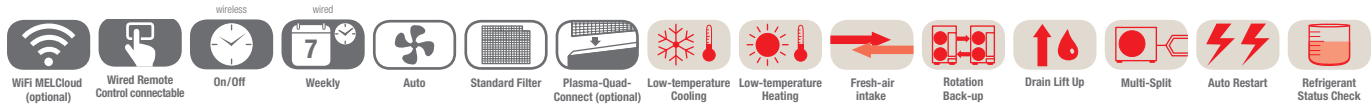
Sound pressure level of the indoor unit measured 1 m in front of and 1 m below the unit
Outdoor units 100 / 125 / 140 are also available in 230V / 1Ph versions on request.
Energy efficiency class on a scale from A+++ to D



PEAD-M

PUAZ-SHW112/140VHA-A/YHA-A

Ceiling concealed ducted units
Single-split / Zubadan inverter / Cooling and heating



PEAD-M ceiling concealed ducted units, cooling/heating, remote control not included in scope of delivery

Indoor units		PEAD-M100JA	PEAD-M100JA	PEAD-M125JA
Outdoor units		PUHZ-SHW112VHA-A	PUHZ-SHW112YHA-A	PUHZ-SHW140YHA-A
Cooling	Cooling capacity (kW)	10.0 (4.9–11.4)	10.0 (4.9–11.4)	12.5 (5.5–14.0)
	Power consumption (kW)	3.059	3.059	3.895
	SEER	5.0	5.0	5.1
	Energy efficiency class	B	B	–
	Application range (°C)	–15~+46	–15~+46	–15~+46
Heating	Heating capacity (kW)	11.2 (4.5–14.0)	11.2 (4.5–14.0)	14.0 (5.0–16.0)
	Heating capacity to -15 °C (kW)	11.2	11.2	14.0
	Power consumption (kW)	3.103	3.103	3.879
	SCOP	3.8	3.8	3.6
	Energy efficiency class	A	A	–
	Application range (°C)	–25~+21	–25~+21	–25~+21

Indoor units		PEAD-M100JA	PEAD-M100JA	PEAD-M125JA
Air volume (m³/h)	L/H	1440/2040	1440/2040	1770/2520
Static pressure (Pa)		35/50/70/100/150	35/50/70/100/150	35/50/70/100/150
Sound level (dB(A))	L/H	29/38	29/38	33/40
Dimensions (mm)	W/D/H	1.400/732/250	1.400/732/250	1.400/732/250
Weight (kg)		41	41	43
Outdoor units		PUHZ-SHW112VHA-A	PUHZ-SHW112YHA-A	PUHZ-SHW140YHA-A
Airflow (m³/h)		6000	6000	6000
Sound pressure level cooling/heating (dB(A))		51/52	51/52	51/52
Dimensions (mm)	W/D/H	950/330/1.350	950/330/1.350	950/330/1.350
Weight (kg)		120	134	134
Refrigeration data				
Total pipe length (m)		75	75	75
Max. height difference (m)		30	30	30
Refrigerant type/refrigerant quantity (kg)/max. quantity (kg)		R410A/5.5/7.9	R410A/5.5/7.9	R410A/5.5/7.9
GWP/CO ₂ equivalent (t)/CO ₂ equivalent max. (t)		2088/11.49/16.51	2088/11.49/16.51	2088/11.49/16.51
Refrigerant pre-filling for (m)		30	30	30
Refrigerant pipe size Ø (mm)	fl. s.	10 16	10 16	10 16
Electrical data				
Voltage supply (V, phase, Hz)		230, 1, 50	380–415, 3+N, 50	380–415, 3+N, 50
Operating current cooling/heating (A)		11.1/11.28	3.69/3.74	4.92/4.91
Recommended breaker size (A)		40	16	16

Sound pressure level of the indoor unit measured 1 m in front of and 1 m below the unit
Energy efficiency class on a scale from A+++ to D

Our air conditioning equipment and heat pumps contain fluorinated greenhouse gases R410A, R134a, R32.
For further information please see the corresponding operation manual.



SUZ-M35VA

SUZ-M50VA

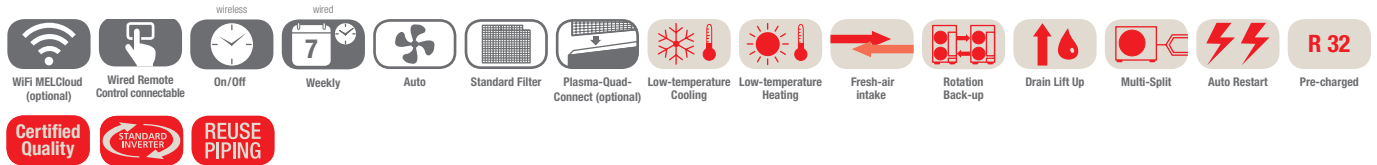
SUZ-M60/71VA

PUZ-M100-140VKA/YKA

PEAD-M

R32

Ceiling concealed ducted units
Single-split/standard inverter/Cooling and heating



PEAD-M ceiling concealed ducted units, cooling/heating, remote control not included in scope of delivery

Indoor units		PEAD-M35JA	PEAD-M50JA	PEAD-M60JA	PEAD-M71JA	PEAD-M100JA	PEAD-M125JA	PEAD-M140JA
Designation of outdoor units 230 V		SUZ-M35VA	SUZ-M50VA	SUZ-M60VA	SUZ-M71VA	PUZ-M100VKA	PUZ-M125VKA	PUZ-M140VKA
Designation of outdoor units 400 V		-	-	-	-	PUZ-M100YKA	PUZ-M125YKA	PUZ-M140YKA
Cooling	Cooling capacity (kW)	3.6 (0.8-3.9)	5.0 (1.7-5.6)	6.1 (1.6-6.3)	7.1 (2.2-8.1)	9.5 (4.0-10.6)	12.1 (6.0-13.0)	13.4 (6.1-14.1)
	Power consumption (kW)	0.92	1.35	1.69	2.02	2.87	4.01	4.76
	SEER	5.8	6.1	6.0	5.8	5.4	-	-
	Energy efficiency class	A+	A++	A+	A+	A	-	-
	Application range (°C)	-10~+46	-15~+46	-15~+46	-15~+46	-15~+46	-15~+46	-15~+46
Heating	Heating capacity (kW)	4.1 (1.1-5.0)	6.0 (1.5-7.2)	7.0 (1.6-8.0)	8.0 (2.0-10.2)	11.2 (2.8-12.5)	13.5 (4.1-15.0)	15.0 (4.2-15.8)
	Power consumption (kW)	1.02	1.46	1.84	2.15	2.94	3.73	4.15
	SCOP	3.9	4.2	4.0	3.9	4.0	-	-
	Energy efficiency class	A	A+	A+	A	A+	-	-
	Application range (°C)	-10~+24	-10~+24	-10~+24	-10~+24	-15~+21	-15~+21	-15~+21

Indoor units		PEAD-M35JA	PEAD-M50JA	PEAD-M60JA	PEAD-M71JA	PEAD-M100JA	PEAD-M125JA	PEAD-M140JA
Air volume (m³/h)	L/M/H	600/720/840	720/870/1020	870/1080/1260	1050/1260/1500	1440/1740/2040	1770/2130/2520	1920/2340/2760
Static pressure (Pa)		(35)/(50)/ (70)/(100)/150	(35)/(50)/ (70)/(100)/150	(35)/(50)/ (70)/(100)/150	(35)/(50)/ (70)/(100)/150	(35)/(50)/ (70)/(100)/150	(35)/(50)/ (70)/(100)/150	(35)/(50)/ (70)/(100)/150
Sound level (dB(A))	L/M/H	23/27/30	26/31/35	25/29/33	26/30/34	29/34/38	33/36/40	34/38/43
Dimensions (mm)	W/D/H	900/732/250	900/732/250	1.100/732/250	1.100/732/250	1.400/732/250	1.400/732/250	1.600/732/250
Weight (kg)		26	27	30	30	39	40	44
Outdoor units		SUZ-M35VA	SUZ-M50VA	SUZ-M60VA	SUZ-M71VA	PUZ-M100V- KA/YKA	PUZ-M125 VKA/YKA	PUZ-M140 VKA/YKA
Airflow cooling/heating (m³/h)		2058/1962	2748/2622	3006/3006	3006/3006	4740/4740	5160/5520	5160/5520
Sound pressure level cooling/heating (dB(A))		48/48	48/49	49/51	49/51	51/54	54/56	55/57
Dimensions (mm)	W/D/H	800/285/550	800/285/714	840/330/880	840/330/880	1.050/330/981	1.050/330/981	1.050/330/981
Weight 230 V/400 V (kg)		35/-	41/-	54/-	55/-	76/78	84/85	84/85
Refrigeration data								
Total pipe length (m)		20	30	30	30	55	65	65
Max. height difference (m)		12	30	30	30	30	30	30
Refrigerant type/refrigerant quantity (kg)/max. quantity (kg)		R32/0.90/1.16	R32/1.20/1.66	R32/1.25/1.71	R32/1.45/2.37	R32/3.10/4.10	R32/3.60/5.00	R32/3.60/5.00
GWP/CO ₂ equivalent (t)/CO ₂ equivalent max. (t)		675/0.61/0.78	675/0.81/1.12	675/0.84/1.15	675/0.98/1.60	675/2.09/2.77	675/2.43/3.38	675/2.43/3.38
Refrigerant pre-filling for (m)		7	7	7	7	30	30	30
Refrigerant pipe size Ø (mm)	fl.	6	6	6	10	10	10	10
	s.	10	12	16	16	16	16	16
Electrical data								
Voltage supply 230 V (V, phase, Hz)		220-240, 1, 50	220-240, 1, 50	220-240, 1, 50	220-240, 1, 50	220-240, 1, 50	220-240, 1, 50	220-240, 1, 50
Voltage supply 400 V (V, phase, Hz)		-	-	-	-	380-415, 3+N, 50	380-415, 3+N, 50	380-415, 3+N, 50
Operating current 230 V cooling/heating (A)		4.77/4.97	7.0/6.6	8.71/10.11	10.81/10.41	12.26/12.62	17.37/16.74	22.48/21.31
Operating current 400 V cooling/heating (A)		-	-	-	-	4.78/5.05	6.18/6.09	7.92/7.58
Recommended fuse size 230 V (A)		10	20	20	20	32	32	40
Recommended fuse size 400 V (A)		-	-	-	-	16	16	16

Sound pressure level of the indoor unit measured 1 m in front of and 1 m below the unit
Energy efficiency class on a scale from A+++ to D

Our air conditioning equipment and heat pumps contain fluorinated greenhouse gases R410A, R134a, R32.
For further information please see the corresponding operation manual.